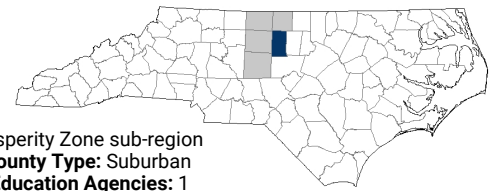


# Alamance County

NC goal: 2 million by 2030  
2020 County Attainment Profile



Updated: Aug 04 2021

## INTRODUCTION

From birth to career, there are many opportunities to develop strategies and interventions to increase attainment and improve workforce alignment. Below are some key areas and indicators that highlight where interventions may be possible to improve overall educational attainment outcomes.

## COUNTY OVERVIEW

Alamance County is in the **Greensboro** Prosperity Zone sub-region. It's one of 16 suburban counties in NC.

Overall, 7% of 25-44-year-olds in Alamance County have earned a master's degree or higher as their highest degree; 18% have a bachelor's degree; 10% have an associate degree; 26% have some college, no degree; 23% have a high school diploma; and 15% have less than a high school diploma.

<b>2018 Population</b>	166,638
<b>2030 Population</b>	192,656
<b>K-12 Students (2019)</b>	
Traditional Schools	22,579
Charter/Private/Home	5,708
<b>Median Household Income</b>	\$50,480
<b>Child Poverty Rate</b>	20%
<b>Households with Broadband</b>	76%

## Building the Foundation: Pre-K to 8

High-quality early learning and strong academic progress in early years helps prepare children for future success.



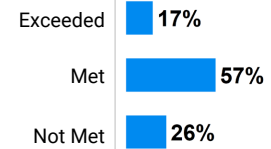
Alamance County has 34 public schools with performance grades. Of these schools, 13 or 38% were classified as low performing in 2019.

## How students in Alamance County traditional public schools are currently doing:

To meet state goals, Alamance County needs:

- **361 more eligible 4-year-olds** enrolled in NC Pre-K program (goal: 75% vs. 42%).
- **3,807 more 3-8 graders** earning college-and-career-ready scores (level 4 or 5) in reading (goal: 73% vs. 37%).
- **5,523 more 3-8 graders** earning college-and-career-ready scores (level 4 or 5) in math (goal: 86% vs. 34%).

## Percent of Alamance County schools by academic growth status, 2019



## Ready for College & Career

High school completion is a crucial step on the pathway to postsecondary success or the beginnings of a career. Activities that prepare students to navigate the transition to postsecondary include gaining experience in college-level coursework and applying for financial assistance.

To meet state goals, Alamance County needs:

- **229 more 9th graders** to graduate within four years (goal: 95% vs. 83%).
- **367 more seniors** to complete the FAFSA (goal: 80% vs. 55%).
- **2,072 more students** to attend school regularly (goal: 11% chronic absenteeism vs. 20%).



**1,162 students** took at least one AP course (17%) versus 17% of peer counties.



**868 students** participated in Career & College Promise programs (13%) versus 12% of peer counties.

Students in Alamance County completed **1,043 Career & Technical Education concentrations** in 2019. The top three CTE concentrations completed include Agricultural, Food, & Natural Resources; Hospitality & Tourism; and Architecture and Construction.

## Postsecondary Access and Success

These metrics capture student progression and educational attainment from high school graduation to postsecondary completion. They indicate relative strengths and weaknesses of Alamance County at each stage of the postsecondary pipeline.



Alamance County has a student-to-school counselor ratio of 426:1.

Among Alamance County high school graduates:

- **57% of graduates** enroll in a postsecondary institution within 12 months versus 62% of peer counties.
- **74% of students** who enroll persist to their second year versus 78% of peer counties.
- **53% of students** who enroll earn a degree or credential within 6 years versus 54% of peer counties.

## In your Prosperity Zone sub-region, 2018-19:

<b>739</b>	individuals served in an ApprenticeshipNC program.
<b>6,843</b>	Basic Skills enrollments at NC community colleges.
<b>34,670</b>	Continuing Education enrollments at NC community colleges.

## Labor Market Outcomes

Lack of technical skills and lack of education are among the primary reasons why NC employers struggle to fill vacancies. These metrics capture labor market outcomes among recent graduates, the alignment between postsecondary degree production and labor market demand, and future job demands.



9.2% of teens ages 16-19 are not working and not in school versus 6.8% of peer counties.

In your Prosperity Zone sub-region:

Public postsecondary institutions graduate **8,688 students per year**. After 5 years, 71% of 2013 graduates were employed in NC, earning an annual average wage of \$41,392.

84% of postsecondary degrees and credentials conferred by regional institutions are aligned with labor market needs. The top gaps are: **Transportation, Distribution & Logistics** (below bachelor's); **Health Science** (above bachelor's); and **Finance** (bachelor's).

There are **469,667 job openings** projected between 2017-2026. The top 3 in demand jobs with median wages of \$50,000 or more are: 1) **Registered Nurses**; 2) **Sales Representatives, Wholesale and Manufacturing, Except Technical and Scientific Products**; 3) **General and Operations Managers**.

## Opportunities for Growth

Compared to suburban counties and the state, these three areas represent the biggest opportunities for Alamance County to improve future attainment outcomes.



### Low-Performing Schools

38% of Alamance County schools are low-performing, above the suburban county average of 17%.



### Reading Performance

37% of Alamance County 3-8 graders earn college-and-career-ready scores in Reading, below the suburban county average of 46%.



### Math Performance

34% of Alamance County 3-8 graders earn college-and-career-ready scores in Math, below the suburban county average of 42%.

## Largest postsecondary institutions in your Prosperity Zone sub-region

Institution Name	Undergraduate Enrollments 2017-18	Graduate or Transfer in 8 Years
<b>Total Enrollments</b>	<b>71,877</b>	<b>72%</b>
University of North Carolina at Greensboro	18,374	83%
Guilford Technical Community College	14,735	57%
North Carolina A & T State University	11,370	79%
Elon University	6,187	98%
Alamance Community College	5,651	53%
High Point University	4,631	95%
Randolph Community College	3,475	55%
Rockingham Community College	2,379	57%
Guilford College	1,824	83%
Piedmont Community College	1,692	68%
Greensboro College	1,018	89%
Bennett College	541	93%

**Notes:**

Enrollments reflect degree- or credential-seeking undergraduate enrollments. The graduate or transfer rate is drawn from IPEDS and represents the share of students who either graduate with a degree or credential from the institution or transfer to another institution within 8 years. The 8-year outcome is the only measure that includes information on transfer out. Detailed data guidance is provided at <http://go.unc.edu/countydata>

### Local Cross-Sector Promising Practice: Alamance Career Accelerator Program

This apprenticeship program allows students to earn money on the job while also taking college classes at Alamance Community College at no cost. The program is available to eligible juniors and seniors in high school and focuses on several technical industry sectors with an emphasis on advanced manufacturing.

We identified this example of an emerging cross-sector promising practice in partnership with local leaders. If you have additional examples you'd like to share with myFutureNC, please respond to this [short survey](#).

For more information about each indicator, including data sources and methodology, visit:

[dashboard.myfuturenc.org/county-data-and-resources/](https://dashboard.myfuturenc.org/county-data-and-resources/)

### ABOUT CAROLINA DEMOGRAPHY

Located within the Carolina Population Center at UNC-Chapel Hill, we use data and other available research to help you put a face or a story on the population-level changes facing your community. Our analysts provide a full array of demographic data and research services to inform decision making, evaluation, and policy across North Carolina, where we serve organizations and people in all 100 counties.


 [ncdemography.org](https://ncdemography.org)

 [demography@unc.edu](mailto:demography@unc.edu)

 [@ncdemography](https://twitter.com/ncdemography)

### ABOUT MYFUTURENC

MyFutureNC is a statewide nonprofit organization focused on educational attainment and is the result of cross-sector collaboration between North Carolina leaders in education, business, and government. Our mission is to prepare North Carolina for the future by empowering individuals, strengthening communities, and ensuring our economic viability in a global economy.

 [myfuturenc.org](https://myfuturenc.org)

 [facebook.com/myfuturenc](https://facebook.com/myfuturenc)

 [@myFutureNC](https://twitter.com/myFutureNC)