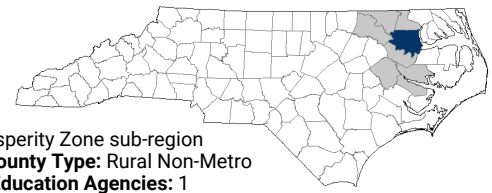


Bertie County

NC goal: 2 million by 2030
2020 County Attainment Profile



Updated: Aug 04 2021

INTRODUCTION

From birth to career, there are many opportunities to develop strategies and interventions to increase attainment and improve workforce alignment. Below are some key areas and indicators that highlight where interventions may be possible to improve overall educational attainment outcomes.

COUNTY OVERVIEW


Bertie County is in the **Greenville** Prosperity Zone sub-region. It's one of 50 rural non-metro counties in NC.

Overall, 5% of 25-44-year-olds in Bertie County have earned a master's degree or higher as their highest degree; 9% have a bachelor's degree; 7% have an associate degree; 26% have some college, no degree; 35% have a high school diploma; and 18% have less than a high school diploma.

2018 Population	19,709
2030 Population	19,601
K-12 Students (2019)	
Traditional Schools	2,078
Charter/Private/Home	590
Median Household Income	\$35,433
Child Poverty Rate	32%
Households with Broadband	56%

Building the Foundation: Pre-K to 8

High-quality early learning and strong academic progress in early years helps prepare children for future success.

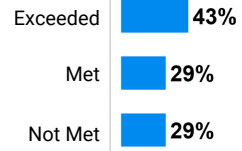
 Bertie County has 7 public schools with performance grades. Of these schools, 3 or 43% were classified as low performing in 2019.

How students in Bertie County traditional public schools are currently doing:

To meet state goals, Bertie County needs:

- **Bertie County has met the goal for eligible 4-year-olds** enrolled in NC Pre-K program (goal: 75% vs. 93%).
- **395 more 3-8 graders** earning college-and-career-ready scores (level 4 or 5) in reading (goal: 73% vs. 33%).
- **603 more 3-8 graders** earning college-and-career-ready scores (level 4 or 5) in math (goal: 86% vs. 24%).

Percent of Bertie County schools by academic growth status, 2019

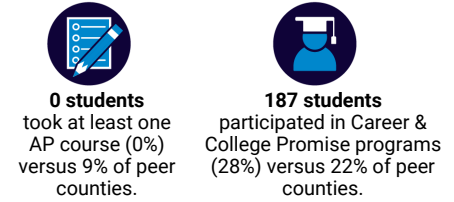


Ready for College & Career

High school completion is a crucial step on the pathway to postsecondary success or the beginnings of a career. Activities that prepare students to navigate the transition to postsecondary include gaining experience in college-level coursework and applying for financial assistance.

To meet state goals, Bertie County needs:


- **34 more 9th graders** to graduate within four years (goal: 95% vs. 78%).
- **39 more seniors** to complete the FAFSA (goal: 80% vs. 56%).
- **166 more students** to attend school regularly (goal: 11% chronic absenteeism vs. 19%).



Students in Bertie County completed **90 Career & Technical Education concentrations** in 2019. The top three CTE concentrations completed include Information Technology; Agricultural, Food, & Natural Resources; and Arts, Audio/Video Technology, & Communications.

Postsecondary Access and Success

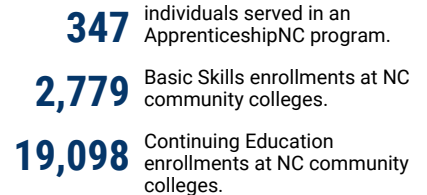
These metrics capture student progression and educational attainment from high school graduation to postsecondary completion. They indicate relative strengths and weaknesses of Bertie County at each stage of the postsecondary pipeline.

 Bertie County has a student-to-school counselor ratio of 346:1.

Among Bertie County high school graduates:


- **53% of graduates** enroll in a postsecondary institution within 12 months versus 57% of peer counties.
- **74% of students** who enroll persist to their second year versus 73% of peer counties.
- **40% of students** who enroll earn a degree or credential within 6 years versus 49% of peer counties.

In your Prosperity Zone sub-region, 2018-19:



Labor Market Outcomes

Lack of technical skills and lack of education are among the primary reasons why NC employers struggle to fill vacancies. These metrics capture labor market outcomes among recent graduates, the alignment between postsecondary degree production and labor market demand, and future job demands.

 6.2% of teens ages 16-19 are not working and not in school versus 8.9% of peer counties.

In your Prosperity Zone sub-region:

Public postsecondary institutions graduate **8,237 students per year**. After 5 years, 70% of 2013 graduates were employed in NC, earning an annual average wage of \$47,838.

84% of postsecondary degrees and credentials conferred by regional institutions are aligned with labor market needs. The top gaps are: **Agriculture, Food & Natural Resources** (bachelor's) and **Transportation, Distribution & Logistics** (bachelor's).

There are **154,964 job openings** projected between 2017-2026. The top 3 in demand jobs with median wages of \$50,000 or more are: 1) **Registered Nurses**; 2) **General and Operations Managers**; 3) **First-Line Supervisors of Construction Trades and Extraction Workers**.

Opportunities for Growth

Compared to rural non-metro counties and the state, these three areas represent the biggest opportunities for Bertie County to improve future attainment outcomes.



Low-Performing Schools

43% of Bertie County schools are low-performing, above the rural non-metro county average of 19%.



Math Performance

24% of Bertie County 3-8 graders earn college-and-career-ready scores in Math, below the rural non-metro county average of 36%.



AP Participation

0% of Bertie County high school students took at least one Advanced Placement exam, below the rural non-metro county average of 9%.

Largest postsecondary institutions in your Prosperity Zone sub-region

Institution Name	Undergraduate Enrollments 2017-18	Graduate or Transfer in 8 Years
Total Enrollments	44,903	70%
East Carolina University	25,427	90%
Pitt Community College	12,206	65%
Beaufort County Community College	1,994	41%
Halifax Community College	1,626	38%
Chowan University	1,582	81%
Roanoke-Chowan Community College	1,067	52%
Martin Community College	1,001	55%

Notes:

Enrollments reflect degree- or credential-seeking undergraduate enrollments. The graduate or transfer rate is drawn from IPEDS and represents the share of students who either graduate with a degree or credential from the institution or transfer to another institution within 8 years. The 8-year outcome is the only measure that includes information on transfer out.

Detailed data guidance is provided at <http://go.unc.edu/countydata>

Local Cross-Sector Promising Practice: Bertie THRIVES: Teachers Raising Instructional Voice and Excellence

Bertie County Schools is one of the four LEAs in the state to receive grant funding to transform North Carolina's teacher compensation models and to develop advanced teaching roles. Partners include RTI International, Elizabeth City State University, Hope Street Group, Best NC, and the National Center for Teacher Residencies.


We identified this example of an emerging cross-sector promising practice in partnership with local leaders. If you have additional examples you'd like to share with myFutureNC, please respond to this short survey.

For more information about each indicator, including data sources and methodology, visit:


dashboard.myfuturenc.org/county-data-and-resources/

ABOUT CAROLINA DEMOGRAPHY

Located within the Carolina Population Center at UNC-Chapel Hill, we use data and other available research to help you put a face or a story on the population-level changes facing your community. Our analysts provide a full array of demographic data and research services to inform decision making, evaluation, and policy across North Carolina, where we serve organizations and people in all 100 counties.

 ncdemography.org

 demography@unc.edu

 [@ncdemography](https://twitter.com/ncdemography)

ABOUT MYFUTURENC

MyFutureNC is a statewide nonprofit organization focused on educational attainment and is the result of cross-sector collaboration between North Carolina leaders in education, business, and government. Our mission is to prepare North Carolina for the future by empowering individuals, strengthening communities, and ensuring our economic viability in a global economy.

 myfuturenc.org

 facebook.com/myfuturenc

 [@myFutureNC](https://twitter.com/myFutureNC)