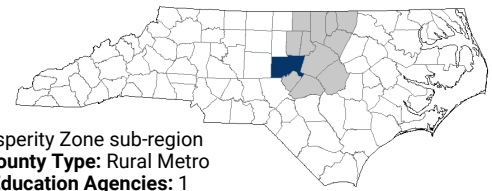


Chatham County

NC goal: 2 million by 2030
2020 County Attainment Profile



Updated: Aug 04 2021

INTRODUCTION

From birth to career, there are many opportunities to develop strategies and interventions to increase attainment and improve workforce alignment. Below are some key areas and indicators that highlight where interventions may be possible to improve overall educational attainment outcomes.

COUNTY OVERVIEW

Chatham County is in the **Raleigh-Durham Prosperity Zone** sub-region. It's one of 28 rural metro counties in NC. Overall, 17% of 25-44-year-olds in Chatham County have earned a master's degree or higher as their highest degree; 22% have a bachelor's degree; 9% have an associate degree; 17% have some college, no degree; 19% have a high school diploma; and 16% have less than a high school diploma.

2018 Population	74,264
2030 Population	94,920
K-12 Students (2019)	
Traditional Schools	8,809
Charter/Private/Home	2,496
Median Household Income	\$73,703
Child Poverty Rate	14%
Households with Broadband	77%

Building the Foundation: Pre-K to 8

High-quality early learning and strong academic progress in early years helps prepare children for future success.

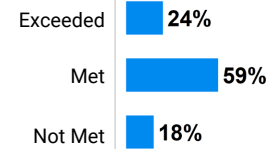
Chatham County has 17 public schools with performance grades. Of these schools, 1 or 6% were classified as low performing in 2019.

How students in Chatham County traditional public schools are currently doing:

To meet state goals, Chatham County needs:

- **Chatham County has met the goal for eligible 4-year-olds** enrolled in NC Pre-K program (goal: 75% vs. 114%).
- **1,022 more 3-8 graders** earning college-and-career-ready scores (level 4 or 5) in reading (goal: 73% vs. 49%).
- **1,728 more 3-8 graders** earning college-and-career-ready scores (level 4 or 5) in math (goal: 86% vs. 45%).

Percent of Chatham County schools by academic growth status, 2019

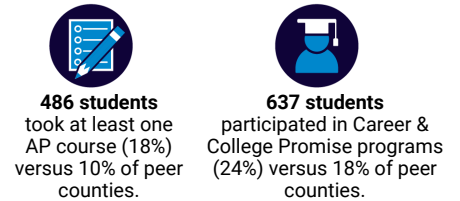


Ready for College & Career

High school completion is a crucial step on the pathway to postsecondary success or the beginnings of a career. Activities that prepare students to navigate the transition to postsecondary include gaining experience in college-level coursework and applying for financial assistance.

To meet state goals, Chatham County needs:

- **46 more 9th graders** to graduate within four years (goal: 95% vs. 88%).
- **63 more seniors** to complete the FAFSA (goal: 80% vs. 69%).
- **Chatham County has met the goal for students** to attend school regularly (goal: 11% chronic absenteeism vs. 9%).



Students in Chatham County completed **346 Career & Technical Education concentrations** in 2019. The top three CTE concentrations completed include Health Science; Agricultural, Food, & Natural Resources; and Architecture and Construction.

Postsecondary Access and Success

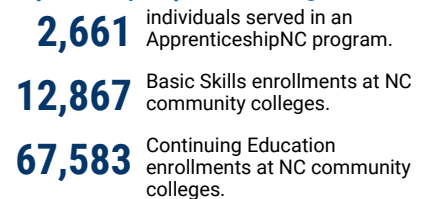
These metrics capture student progression and educational attainment from high school graduation to postsecondary completion. They indicate relative strengths and weaknesses of Chatham County at each stage of the postsecondary pipeline.

Chatham County has a student-to-school counselor ratio of 400:1.

Among Chatham County high school graduates:

- **67% of graduates** enroll in a postsecondary institution within 12 months versus 57% of peer counties.
- **81% of students** who enroll persist to their second year versus 73% of peer counties.
- **57% of students** who enroll earn a degree or credential within 6 years versus 50% of peer counties.

In your Prosperity Zone sub-region, 2018-19:



Labor Market Outcomes

Lack of technical skills and lack of education are among the primary reasons why NC employers struggle to fill vacancies. These metrics capture labor market outcomes among recent graduates, the alignment between postsecondary degree production and labor market demand, and future job demands.

11% of teens ages 16-19 are not working and not in school versus 9.4% of peer counties.

In your Prosperity Zone sub-region:

Public postsecondary institutions graduate **22,190 students per year**. After 5 years, 59% of 2013 graduates were employed in NC, earning an annual average wage of \$52,133.

80% of postsecondary degrees and credentials conferred by regional institutions are aligned with labor market needs. The top gaps are: **Information Technology** (bachelor's); **Marketing** (bachelor's); and **Finance** (bachelor's).

There are **1,166,888 job openings** projected between 2017-2026. The top 3 in demand jobs with median wages of \$50,000 or more are: 1) **Registered Nurses**; 2) **Software Developers, Applications**; 3) **General and Operations Managers**.

Opportunities for Growth

Compared to rural metro counties and the state, these three areas represent the biggest opportunities for Chatham County to improve future attainment outcomes.



Disconnected Youth

11% of Chatham County youth ages 16-19 are not working and not in school, above the rural metro county average of 9%.



School Counselors

Chatham County has a student-to-school counselor ratio of 400:1, above the rural metro county average of 378:1.



Math Performance

45% of Chatham County 3-8 graders earn college-and-career-ready scores in Math, below the state goal of 86%.

Largest postsecondary institutions in your Prosperity Zone sub-region

Institution Name	Undergraduate Enrollments 2017-18	Graduate or Transfer in 8 Years
Total Enrollments	139,487	73%
Wake Technical Community College	29,480	56%
North Carolina State University at Raleigh	27,424	93%
University of North Carolina at Chapel Hill	19,773	96%
Durham Technical Community College	8,049	58%
Duke University	7,504	95%
North Carolina Central University	7,165	80%
Strayer University-North Carolina	6,998	53%
Central Carolina Community College	6,811	58%
Johnston Community College	5,343	55%
Campbell University	5,183	89%
Vance-Granville Community College	4,014	60%
Meredith College	1,900	92%

Notes:

Enrollments reflect degree- or credential-seeking undergraduate enrollments. The graduate or transfer rate is drawn from IPEDS and represents the share of students who either graduate with a degree or credential from the institution or transfer to another institution within 8 years. The 8-year outcome is the only measure that includes information on transfer out. Detailed data guidance is provided at <http://go.unc.edu/countydata>

Local Cross-Sector Promising Practice: Chatham County Promise

All eligible Chatham County residents who graduate from a public high school, private school, or homeschool for the years 2019, 2020, 2021, and 2022 will be guaranteed up to two years of FREE in-state tuition and required fees at Central Carolina Community College.




We identified this example of an emerging cross-sector promising practice in partnership with local leaders. If you have additional examples you'd like to share with myFutureNC, please respond to this [short survey](#).

For more information about each indicator, including data sources and methodology, visit:

dashboard.myfuturenc.org/county-data-and-resources/




ABOUT CAROLINA DEMOGRAPHY

Located within the Carolina Population Center at UNC-Chapel Hill, we use data and other available research to help you put a face or a story on the population-level changes facing your community. Our analysts provide a full array of demographic data and research services to inform decision making, evaluation, and policy across North Carolina, where we serve organizations and people in all 100 counties.

-  ncdemography.org
-  demography@unc.edu
-  [@ncdemography](https://twitter.com/ncdemography)

ABOUT MYFUTURENC

MyFutureNC is a statewide nonprofit organization focused on educational attainment and is the result of cross-sector collaboration between North Carolina leaders in education, business, and government. Our mission is to prepare North Carolina for the future by empowering individuals, strengthening communities, and ensuring our economic viability in a global economy.

-  myfuturenc.org
-  facebook.com/myfuturenc
-  [@myFutureNC](https://twitter.com/myFutureNC)