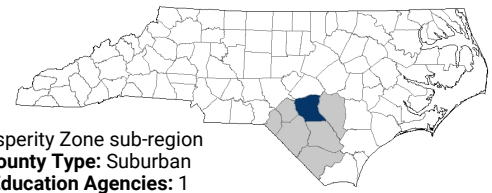


# Cumberland County

NC goal: 2 million by 2030  
2020 County Attainment Profile



Updated: Aug 04 2021

## INTRODUCTION

From birth to career, there are many opportunities to develop strategies and interventions to increase attainment and improve workforce alignment. Below are some key areas and indicators that highlight where interventions may be possible to improve overall educational attainment outcomes.

## Building the Foundation: Pre-K to 8

High-quality early learning and strong academic progress in early years helps prepare children for future success.



Cumberland County has 80 public schools with performance grades. Of these schools, 23 or 29% were classified as low performing in 2019.

## Ready for College & Career

High school completion is a crucial step on the pathway to postsecondary success or the beginnings of a career. Activities that prepare students to navigate the transition to postsecondary include gaining experience in college-level coursework and applying for financial assistance.

## Postsecondary Access and Success

These metrics capture student progression and educational attainment from high school graduation to postsecondary completion. They indicate relative strengths and weaknesses of Cumberland County at each stage of the postsecondary pipeline.



Cumberland County has a student-to-school counselor ratio of 351:1.

## Labor Market Outcomes

Lack of technical skills and lack of education are among the primary reasons why NC employers struggle to fill vacancies. These metrics capture labor market outcomes among recent graduates, the alignment between postsecondary degree production and labor market demand, and future job demands.



8.9% of teens ages 16-19 are not working and not in school versus 6.8% of peer counties.

## Opportunities for Growth

Compared to suburban counties and the state, these three areas represent the biggest opportunities for Cumberland County to improve future attainment outcomes.



### Low-Performing Schools

29% of Cumberland County schools are low-performing, above the suburban county average of 17%.



### Math Performance

32% of Cumberland County 3-8 graders earn college-and-career-ready scores in Math, below the suburban county average of 42%.



### Postsecondary Completion

46% of Cumberland County high school graduates who enroll in postsecondary earn a degree or credential within 6 years, below the suburban county average of 54%.

## COUNTY OVERVIEW

Cumberland County is in the **Fayetteville-Lumberton Prosperity Zone** sub-region. It's one of 16 suburban counties in NC.

Overall, 8% of 25-44-year-olds in Cumberland County have earned a master's degree or higher as their highest degree; 19% have a bachelor's degree; 12% have an associate degree; 34% have some college, no degree; 21% have a high school diploma; and 7% have less than a high school diploma.

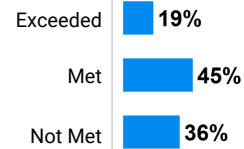
<b>2018 Population</b>	331,764
<b>2030 Population</b>	335,069
<b>K-12 Students (2019)</b>	
Traditional Schools	49,503
Charter/Private/Home	9,532
<b>Median Household Income</b>	\$46,779
<b>Child Poverty Rate</b>	24%
<b>Households with Broadband</b>	82%

## How students in Cumberland County traditional public schools are currently doing:

To meet state goals, Cumberland County needs:

- **560 more eligible 4-year-olds** enrolled in NC Pre-K program (goal: 75% vs. 57%).
- **7,285 more 3-8 graders** earning college-and-career-ready scores (level 4 or 5) in reading (goal: 73% vs. 41%).
- **12,352 more 3-8 graders** earning college-and-career-ready scores (level 4 or 5) in math (goal: 86% vs. 32%).

## Percent of Cumberland County schools by academic growth status, 2019



To meet state goals, Cumberland County needs:

- **464 more 9th graders** to graduate within four years (goal: 95% vs. 84%).
- **819 more seniors** to complete the FAFSA (goal: 80% vs. 56%).
- **3,771 more students** to attend school regularly (goal: 11% chronic absenteeism vs. 19%).



**1,728 students** took at least one AP course (12%) versus 17% of peer counties.



**1,767 students** participated in Career & College Promise programs (12%) versus 12% of peer counties.

Students in Cumberland County completed **1,996 Career & Technical Education concentrations** in 2019. The top three CTE concentrations completed include Hospitality & Tourism; Agricultural, Food, & Natural Resources; and Information Technology.

Among Cumberland County high school graduates:

- **61% of graduates** enroll in a postsecondary institution within 12 months versus 62% of peer counties.
- **74% of students** who enroll persist to their second year versus 78% of peer counties.
- **46% of students** who enroll earn a degree or credential within 6 years versus 54% of peer counties.

## In your Prosperity Zone sub-region, 2018-19:

<b>1,621</b>	individuals served in an ApprenticeshipNC program.
<b>6,792</b>	Basic Skills enrollments at NC community colleges.
<b>32,293</b>	Continuing Education enrollments at NC community colleges.

In your Prosperity Zone sub-region:

Public postsecondary institutions graduate **5,110 students per year**. After 5 years, 64% of 2013 graduates were employed in NC, earning an annual average wage of \$36,969.

75% of postsecondary degrees and credentials conferred by regional institutions are aligned with labor market needs. The top gaps are: **Health Science** (above and below bachelor's); **Information Technology** (bachelor's); and **Finance** (bachelor's).

There are **258,519 job openings** projected between 2017-2026. The top 3 in demand jobs with median wages of \$50,000 or more are: 1) **Registered Nurses**; 2) **Business Operations Specialists, All Other**; 3) **General and Operations Managers**.

### Largest postsecondary institutions in your Prosperity Zone sub-region

Institution Name	Undergraduate Enrollments 2017-18	Graduate or Transfer in 8 Years
<b>Total Enrollments</b>	<b>52,924</b>	<b>54%</b>
Fayetteville Technical Community College	18,684	43%
Fayetteville State University	6,522	77%
University of North Carolina at Pembroke	6,252	79%
Sandhills Community College	5,329	39%
Richmond Community College	3,107	56%
Robeson Community College	2,631	60%
Methodist University	2,149	83%
Sampson Community College	2,049	27%
Southeastern Community College	1,887	54%
Bladen Community College	1,643	51%
Platt College-Miller-Motte-Fayetteville	1,504	43%
St. Andrews University	756	68%

**Notes:**

Enrollments reflect degree- or credential-seeking undergraduate enrollments. The graduate or transfer rate is drawn from IPEDS and represents the share of students who either graduate with a degree or credential from the institution or transfer to another institution within 8 years. The 8-year outcome is the only measure that includes information on transfer out. Detailed data guidance is provided at <http://go.unc.edu/countydata>

### Local Cross-Sector Promising Practice: Transition Tech for Veterans & Military

Transition Tech is a training program at Fayetteville Technical Community College for military service members preparing to enter the civilian workforce. It provides industry-focused certificates and credentials, resume assistance, and mock interview experience.




We identified this example of an emerging cross-sector promising practice in partnership with local leaders. If you have additional examples you'd like to share with myFutureNC, please respond to this [short survey](#).

For more information about each indicator, including data sources and methodology, visit:

[dashboard.myfuturenc.org/county-data-and-resources/](https://dashboard.myfuturenc.org/county-data-and-resources/)




### ABOUT CAROLINA DEMOGRAPHY

Located within the Carolina Population Center at UNC-Chapel Hill, we use data and other available research to help you put a face or a story on the population-level changes facing your community. Our analysts provide a full array of demographic data and research services to inform decision making, evaluation, and policy across North Carolina, where we serve organizations and people in all 100 counties.

-  [ncdemography.org](http://ncdemography.org)
-  [demography@unc.edu](mailto:demography@unc.edu)
-  [@ncdemography](https://twitter.com/ncdemography)

### ABOUT MYFUTURENC

MyFutureNC is a statewide nonprofit organization focused on educational attainment and is the result of cross-sector collaboration between North Carolina leaders in education, business, and government. Our mission is to prepare North Carolina for the future by empowering individuals, strengthening communities, and ensuring our economic viability in a global economy.

-  [myfuturenc.org](http://myfuturenc.org)
-  [facebook.com/myfuturenc](https://facebook.com/myfuturenc)
-  [@myFutureNC](https://twitter.com/myFutureNC)