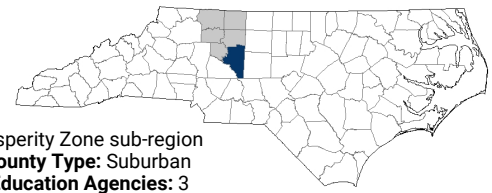


Davidson County

NC goal: 2 million by 2030
2020 County Attainment Profile



Updated: Aug 04 2021

INTRODUCTION

From birth to career, there are many opportunities to develop strategies and interventions to increase attainment and improve workforce alignment. Below are some key areas and indicators that highlight where interventions may be possible to improve overall educational attainment outcomes.

COUNTY OVERVIEW


Davidson County is in the **Winston-Salem Prosperity Zone** sub-region. It's one of 16 suburban counties in NC.

Overall, 5% of 25-44-year-olds in Davidson County have earned a master's degree or higher as their highest degree; 16% have a bachelor's degree; 13% have an associate degree; 24% have some college, no degree; 29% have a high school diploma; and 13% have less than a high school diploma.

2018 Population	168,093
2030 Population	184,987
K-12 Students (2019)	
Traditional Schools	23,847
Charter/Private/Home	4,630
Median Household Income	\$47,758
Child Poverty Rate	23%
Households with Broadband	76%

Building the Foundation: Pre-K to 8

High-quality early learning and strong academic progress in early years helps prepare children for future success.

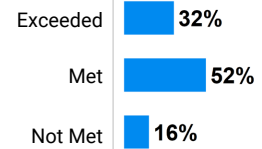
 Davidson County has 43 public schools with performance grades. Of these schools, 3 or 7% were classified as low performing in 2019.

How students in Davidson County traditional public schools are currently doing:

To meet state goals, Davidson County needs:

- **336 more eligible 4-year-olds** enrolled in NC Pre-K program (goal: 75% vs. 39%).
- **3,366 more 3-8 graders** earning college-and-career-ready scores (level 4 or 5) in reading (goal: 73% vs. 43%).
- **4,932 more 3-8 graders** earning college-and-career-ready scores (level 4 or 5) in math (goal: 86% vs. 42%).

Percent of Davidson County schools by academic growth status, 2019



Ready for College & Career

High school completion is a crucial step on the pathway to postsecondary success or the beginnings of a career. Activities that prepare students to navigate the transition to postsecondary include gaining experience in college-level coursework and applying for financial assistance.

To meet state goals, Davidson County needs:

- **187 more 9th graders** to graduate within four years (goal: 95% vs. 86%).
- **385 more seniors** to complete the FAFSA (goal: 80% vs. 56%).
- **Davidson County has met the goal for students** to attend school regularly (goal: 11% chronic absenteeism vs. 10%).



997 students took at least one AP course (13%) versus 17% of peer counties.




826 students participated in Career & College Promise programs (11%) versus 12% of peer counties.

Students in Davidson County completed **1,545 Career & Technical Education concentrations** in 2019. The top three CTE concentrations completed include Agricultural, Food, & Natural Resources; Health Science; and Hospitality & Tourism.

Postsecondary Access and Success

These metrics capture student progression and educational attainment from high school graduation to postsecondary completion. They indicate relative strengths and weaknesses of Davidson County at each stage of the postsecondary pipeline.

 Davidson County has a student-to-school counselor ratio of 356:1.

Among Davidson County high school graduates:


- **59% of graduates** enroll in a postsecondary institution within 12 months versus 62% of peer counties.
- **75% of students** who enroll persist to their second year versus 78% of peer counties.
- **53% of students** who enroll earn a degree or credential within 6 years versus 54% of peer counties.

In your Prosperity Zone sub-region, 2018-19:

974	individuals served in an ApprenticeshipNC program.
4,264	Basic Skills enrollments at NC community colleges.
24,064	Continuing Education enrollments at NC community colleges.

Labor Market Outcomes

Lack of technical skills and lack of education are among the primary reasons why NC employers struggle to fill vacancies. These metrics capture labor market outcomes among recent graduates, the alignment between postsecondary degree production and labor market demand, and future job demands.

 8.6% of teens ages 16-19 are not working and not in school versus 6.8% of peer counties.

In your Prosperity Zone sub-region:

Public postsecondary institutions graduate **3,894 students per year**. After 5 years, 75% of 2013 graduates were employed in NC, earning an annual average wage of \$40,459.

81% of postsecondary degrees and credentials conferred by regional institutions are aligned with labor market needs. The top gaps are: **Finance** (bachelor's); **Business Management & Administration** (bachelor's); and **Marketing** (bachelor's).

There are **324,711 job openings** projected between 2017-2026. The top 3 in demand jobs with median wages of \$50,000 or more are: 1) **Registered Nurses**; 2) **General and Operations Managers**; 3) **Sales Representatives, Wholesale and Manufacturing, Except Technical and Scientific Products**.

Opportunities for Growth

Compared to suburban counties and the state, these three areas represent the biggest opportunities for Davidson County to improve future attainment outcomes.



NC Pre-K Enrollment

39% of Davidson County eligible 4-year-olds are enrolled in NC Pre-K, below the suburban county average of 44%.



AP Participation

13% of Davidson County high school students took at least one Advanced Placement exam, below the suburban county average of 17%.



First-Year Persistence

75% of Davidson County high school graduates who enroll in postsecondary persist to their second year, below the suburban county average of 78%.

Largest postsecondary institutions in your Prosperity Zone sub-region		
Institution Name	Undergraduate Enrollments 2017-18	Graduate or Transfer in 8 Years
Total Enrollments	33,211	58%
Forsyth Technical Community College	11,306	32%
Winston-Salem State University	5,408	82%
Wake Forest University	5,244	98%
Davidson County Community College	5,013	61%
Surry Community College	4,040	58%
University of North Carolina School of the Arts	889	85%
Salem College	869	81%
Piedmont International University	394	44%
Carolina Christian College	48	100%

Notes:

Enrollments reflect degree- or credential-seeking undergraduate enrollments. The graduate or transfer rate is drawn from IPEDS and represents the share of students who either graduate with a degree or credential from the institution or transfer to another institution within 8 years. The 8-year outcome is the only measure that includes information on transfer out. Detailed data guidance is provided at <http://go.unc.edu/countydata>

Local Cross-Sector Promising Practice: Zoo and Aquarium Science Program 2+2 Davidson CC and WSSU

2+2 agreements provide opportunities for Davidson County Community College (DCCC) graduates to pursue a bachelor's degree from Winston-Salem State University (WSSU). Graduates of DCCC's Zoo & Aquarium Science program enter WSSU with junior status