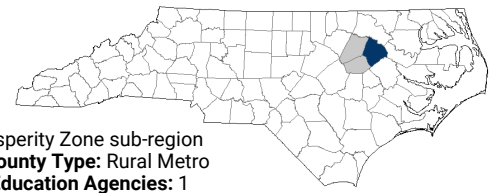


# Edgecombe County

NC goal: 2 million by 2030  
2020 County Attainment Profile



Updated: Aug 04 2021

## INTRODUCTION

From birth to career, there are many opportunities to develop strategies and interventions to increase attainment and improve workforce alignment. Below are some key areas and indicators that highlight where interventions may be possible to improve overall educational attainment outcomes.

## COUNTY OVERVIEW

Edgecombe County is in the **Rocky Mount-Wilson Prosperity Zone** sub-region. It's one of 28 rural metro counties in NC.

Overall, 3% of 25-44-year-olds in Edgecombe County have earned a master's degree or higher as their highest degree; 8% have a bachelor's degree; 13% have an associate degree; 24% have some college, no degree; 37% have a high school diploma; and 14% have less than a high school diploma.

<b>2018 Population</b>	52,724
<b>2030 Population</b>	51,062
<b>K-12 Students (2019)</b>	
Traditional Schools	5,753
Charter/Private/Home	1,382
<b>Median Household Income</b>	\$38,818
<b>Child Poverty Rate</b>	37%
<b>Households with Broadband</b>	62%

## Building the Foundation: Pre-K to 8

High-quality early learning and strong academic progress in early years helps prepare children for future success.

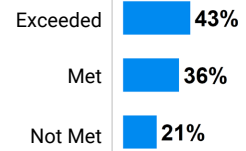
Edgecombe County has 14 public schools with performance grades. Of these schools, 8 or 57% were classified as low performing in 2019.

## How students in Edgecombe County traditional public schools are currently doing:

To meet state goals, Edgecombe County needs:

- **78 more eligible 4-year-olds** enrolled in NC Pre-K program (goal: 75% vs. 58%).
- **1,286 more 3-8 graders** earning college-and-career-ready scores (level 4 or 5) in reading (goal: 73% vs. 25%).
- **1,721 more 3-8 graders** earning college-and-career-ready scores (level 4 or 5) in math (goal: 86% vs. 21%).

## Percent of Edgecombe County schools by academic growth status, 2019



## Ready for College & Career

High school completion is a crucial step on the pathway to postsecondary success or the beginnings of a career. Activities that prepare students to navigate the transition to postsecondary include gaining experience in college-level coursework and applying for financial assistance.

To meet state goals, Edgecombe County needs:

- **78 more 9th graders** to graduate within four years (goal: 95% vs. 79%).
- **103 more seniors** to complete the FAFSA (goal: 80% vs. 54%).
- **613 more students** to attend school regularly (goal: 11% chronic absenteeism vs. 21%).



**108 students** took at least one AP course (6%) versus 10% of peer counties.



**447 students** participated in Career & College Promise programs (25%) versus 18% of peer counties.

Students in Edgecombe County completed **366 Career & Technical Education concentrations** in 2019. The top three CTE concentrations completed include Agricultural, Food, & Natural Resources; Hospitality & Tourism; and Business Management & Administration.

## Postsecondary Access and Success

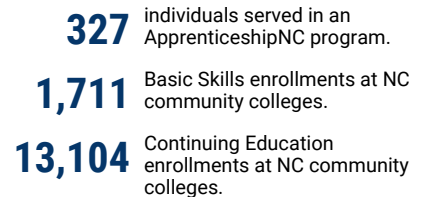
These metrics capture student progression and educational attainment from high school graduation to postsecondary completion. They indicate relative strengths and weaknesses of Edgecombe County at each stage of the postsecondary pipeline.

Edgecombe County has a student-to-school counselor ratio of 338:1.

Among Edgecombe County high school graduates:

- **54% of graduates** enroll in a postsecondary institution within 12 months versus 57% of peer counties.
- **70% of students** who enroll persist to their second year versus 73% of peer counties.
- **37% of students** who enroll earn a degree or credential within 6 years versus 50% of peer counties.

## In your Prosperity Zone sub-region, 2018-19:



## Labor Market Outcomes

Lack of technical skills and lack of education are among the primary reasons why NC employers struggle to fill vacancies. These metrics capture labor market outcomes among recent graduates, the alignment between postsecondary degree production and labor market demand, and future job demands.

15.9% of teens ages 16-19 are not working and not in school versus 9.4% of peer counties.

In your Prosperity Zone sub-region:

Public postsecondary institutions graduate **1,058 students per year**. After 5 years, 82% of 2013 graduates were employed in NC, earning an annual average wage of \$35,382.

69% of postsecondary degrees and credentials conferred by regional institutions are aligned with labor market needs. The top gaps are: **Health Science** (above and below bachelor's); **Finance** (bachelor's); and **Transportation, Distribution & Logistics** (below bachelor's).

There are **99,203 job openings** projected between 2017-2026. The top 3 in demand jobs with median wages of \$50,000 or more are: 1) **Registered Nurses**; 2) **General and Operations Managers**; 3) **First-Line Supervisors of Production and Operating Workers**.

## Opportunities for Growth

Compared to rural metro counties and the state, these three areas represent the biggest opportunities for Edgecombe County to improve future attainment outcomes.



### Low-Performing Schools

57% of Edgecombe County schools are low-performing, above the rural metro county average of 16%.



### Reading Performance

25% of Edgecombe County 3-8 graders earn college-and-career-ready scores in Reading, below the rural metro county average of 41%.



### Math Performance

21% of Edgecombe County 3-8 graders earn college-and-career-ready scores in Math, below the rural metro county average of 36%.

## Largest postsecondary institutions in your Prosperity Zone sub-region

Institution Name	Undergraduate Enrollments 2017-18	Graduate or Transfer in 8 Years
<b>Total Enrollments</b>	<b>13,632</b>	<b>43%</b>
Nash Community College	4,549	27%
Edgecombe Community College	2,967	15%
Wilson Community College	2,687	39%
North Carolina Wesleyan College	2,459	80%
Barton College	970	87%

**Notes:**

Enrollments reflect degree- or credential-seeking undergraduate enrollments. The graduate or transfer rate is drawn from IPEDS and represents the share of students who either graduate with a degree or credential from the institution or transfer to another institution within 8 years. The 8-year outcome is the only measure that includes information on transfer out.

Detailed data guidance is provided at <http://go.unc.edu/countydata>

### Local Cross-Sector Promising Practice: STEP

STEP is a cross-county partnership between Nash and Edgecombe counties and a venue for education and business leaders to collaborate on ways to improve education outcomes and career successes. STEP helps students understand what careers are available to them within their communities and how to pursue them. Their main focuses are on workforce awareness, workforce readiness, and strengthened communications amongst community leaders.

We identified this example of an emerging cross-sector promising practice in partnership with local leaders. If you have additional examples you'd like to share with myFutureNC, please respond to this short survey.

For more information about each indicator, including data sources and methodology, visit:


[dashboard.myfuturenc.org/county-data-and-resources/](https://dashboard.myfuturenc.org/county-data-and-resources/)

### ABOUT CAROLINA DEMOGRAPHY

Located within the Carolina Population Center at UNC-Chapel Hill, we use data and other available research to help you put a face or a story on the population-level changes facing your community. Our analysts provide a full array of demographic data and research services to inform decision making, evaluation, and policy across North Carolina, where we serve organizations and people in all 100 counties.


 [ncdemography.org](http://ncdemography.org)

 [demography@unc.edu](mailto:demography@unc.edu)

 [@ncdemography](https://twitter.com/ncdemography)

### ABOUT MYFUTURENC

MyFutureNC is a statewide nonprofit organization focused on educational attainment and is the result of cross-sector collaboration between North Carolina leaders in education, business, and government. Our mission is to prepare North Carolina for the future by empowering individuals, strengthening communities, and ensuring our economic viability in a global economy.

 [myfuturenc.org](http://myfuturenc.org)

 [facebook.com/myfuturenc](https://facebook.com/myfuturenc)

 [@myFutureNC](https://twitter.com/myFutureNC)