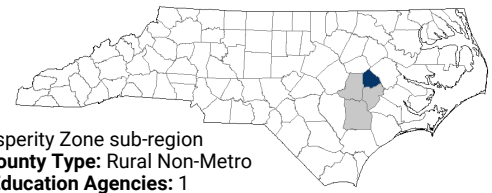


Greene County

NC goal: 2 million by 2030
2020 County Attainment Profile



Updated: Aug 04 2021

INTRODUCTION

From birth to career, there are many opportunities to develop strategies and interventions to increase attainment and improve workforce alignment. Below are some key areas and indicators that highlight where interventions may be possible to improve overall educational attainment outcomes.

COUNTY OVERVIEW


Greene County is in the **Goldsboro-Kinston** Prosperity Zone sub-region. It's one of 50 rural non-metro counties in NC.

Overall, 2% of 25-44-year-olds in Greene County have earned a master's degree or higher as their highest degree; 10% have a bachelor's degree; 8% have an associate degree; 25% have some college, no degree; 30% have a high school diploma; and 26% have less than a high school diploma.

2018 Population	21,024
2030 Population	21,050
K-12 Students (2019)	
Traditional Schools	2,885
Charter/Private/Home	286
Median Household Income	\$43,591
Child Poverty Rate	34%
Households with Broadband	72%

Building the Foundation: Pre-K to 8

High-quality early learning and strong academic progress in early years helps prepare children for future success.

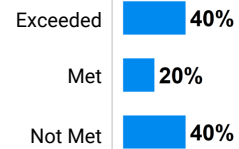
 Greene County has 5 public schools with performance grades. Of these schools, 2 or 40% were classified as low performing in 2019.

How students in Greene County traditional public schools are currently doing:

To meet state goals, Greene County needs:

- **52 more eligible 4-year-olds** enrolled in NC Pre-K program (goal: 75% vs. 42%).
- **625 more 3-8 graders** earning college-and-career-ready scores (level 4 or 5) in reading (goal: 73% vs. 29%).
- **866 more 3-8 graders** earning college-and-career-ready scores (level 4 or 5) in math (goal: 86% vs. 25%).

Percent of Greene County schools by academic growth status, 2019



Ready for College & Career

High school completion is a crucial step on the pathway to postsecondary success or the beginnings of a career. Activities that prepare students to navigate the transition to postsecondary include gaining experience in college-level coursework and applying for financial assistance.

To meet state goals, Greene County needs:

- **Greene County has met the goal for 9th graders** graduating within four years (goal: 95% vs. 95%).
- **45 more seniors** to complete the FAFSA (goal: 80% vs. 57%).
- **79 more students** to attend school regularly (goal: 11% chronic absenteeism vs. 14%).



44 students took at least one AP course (5%) versus 9% of peer counties.




301 students participated in Career & College Promise programs (34%) versus 22% of peer counties.

Students in Greene County completed **106 Career & Technical Education concentrations** in 2019. The top three CTE concentrations completed include Health Science; Manufacturing; and Agricultural, Food, & Natural Resources.

Postsecondary Access and Success

These metrics capture student progression and educational attainment from high school graduation to postsecondary completion. They indicate relative strengths and weaknesses of Greene County at each stage of the postsecondary pipeline.

 Greene County has a student-to-school counselor ratio of 361:1.

Among Greene County high school graduates:


- **55% of graduates** enroll in a postsecondary institution within 12 months versus 57% of peer counties.
- **72% of students** who enroll persist to their second year versus 73% of peer counties.
- **46% of students** who enroll earn a degree or credential within 6 years versus 49% of peer counties.

In your Prosperity Zone sub-region, 2018-19:

96	individuals served in an ApprenticeshipNC program.
3,446	Basic Skills enrollments at NC community colleges.
17,300	Continuing Education enrollments at NC community colleges.

Labor Market Outcomes

Lack of technical skills and lack of education are among the primary reasons why NC employers struggle to fill vacancies. These metrics capture labor market outcomes among recent graduates, the alignment between postsecondary degree production and labor market demand, and future job demands.

 12.5% of teens ages 16-19 are not working and not in school versus 8.9% of peer counties.

In your Prosperity Zone sub-region:

Public postsecondary institutions graduate **1,581 students per year**. After 5 years, 75% of 2013 graduates were employed in NC, earning an annual average wage of \$32,495.

63% of postsecondary degrees and credentials conferred by regional institutions are aligned with labor market needs. The top gaps are: **Health Science** (above bachelor's); **Finance** (bachelor's); and **Human Services** (above bachelor's).

There are **102,508 job openings** projected between 2017-2026. The top 3 in demand jobs with median wages of \$50,000 or more are: 1) **Registered Nurses**; 2) **General and Operations Managers**; 3) **Sales Representatives, Wholesale and Manufacturing, Except Technical and Scientific Products**.

Opportunities for Growth

Compared to rural non-metro counties and the state, these three areas represent the biggest opportunities for Greene County to improve future attainment outcomes.



NC Pre-K Enrollment

42% of Greene County eligible 4-year-olds are enrolled in NC Pre-K, below the rural non-metro county average of 64%.



Low-Performing Schools

40% of Greene County schools are low-performing, above the rural non-metro county average of 19%.



Reading Performance

29% of Greene County 3-8 graders earn college-and-career-ready scores in Reading, below the rural non-metro county average of 41%.

Largest postsecondary institutions in your Prosperity Zone sub-region		
Institution Name	Undergraduate Enrollments 2017-18	Graduate or Transfer in 8 Years
Total Enrollments	14,028	67%
Wayne Community College	4,392	62%
University of Mount Olive	4,197	79%
Lenoir Community College	3,843	60%
James Sprunt Community College	1,596	58%

Notes:

Enrollments reflect degree- or credential-seeking undergraduate enrollments. The graduate or transfer rate is drawn from IPEDS and represents the share of students who either graduate with a degree or credential from the institution or transfer to another institution within 8 years. The 8-year outcome is the only measure that includes information on transfer out. Detailed data guidance is provided at <http://go.unc.edu/countydata>

Local Cross-Sector Promising Practice: NC Advanced Placement Partnership (NCAPP) Greene County

To encourage and support more students to complete more rigorous courses, the North Carolina Department of Public Instruction (NCDPI) established the NC Advanced Placement Partnership (NCAPP) in May 2014 with the College Board. The NCAPP continues statewide efforts and work with LEAs to broaden access and successful participation in advanced coursework in NC public schools. The NCAPP works on state-wide initiatives as well as with targeted school districts to provide support and technical assistance.

We identified this example of an emerging cross-sector promising practice in partnership with local leaders. If you have additional examples you'd like to share with myFutureNC, please respond to this [short survey](#).

For more information about each indicator, including data sources and methodology, visit:


dashboard.myfuturenc.org/county-data-and-resources/

ABOUT CAROLINA DEMOGRAPHY

Located within the Carolina Population Center at UNC-Chapel Hill, we use data and other available research to help you put a face or a story on the population-level changes facing your community. Our analysts provide a full array of demographic data and research services to inform decision making, evaluation, and policy across North Carolina, where we serve organizations and people in all 100 counties.

 ncdemography.org

 demography@unc.edu

 [@ncdemography](https://twitter.com/ncdemography)

ABOUT MYFUTURENC

MyFutureNC is a statewide nonprofit organization focused on educational attainment and is the result of cross-sector collaboration between North Carolina leaders in education, business, and government. Our mission is to prepare North Carolina for the future by empowering individuals, strengthening communities, and ensuring our economic viability in a global economy.

 myfuturenc.org

 facebook.com/myfuturenc

 [@myFutureNC](https://twitter.com/myFutureNC)