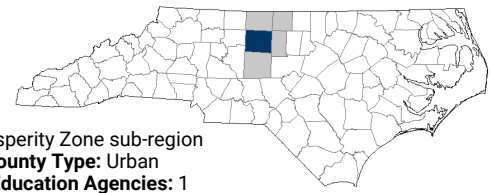


# Guilford County

NC goal: 2 million by 2030  
2020 County Attainment Profile



Updated: Aug 04 2021

## INTRODUCTION

From birth to career, there are many opportunities to develop strategies and interventions to increase attainment and improve workforce alignment. Below are some key areas and indicators that highlight where interventions may be possible to improve overall educational attainment outcomes.

## Building the Foundation: Pre-K to 8

High-quality early learning and strong academic progress in early years helps prepare children for future success.



Guilford County has 117 public schools with performance grades. Of these schools, 36 or 31% were classified as low performing in 2019.

## Ready for College & Career

High school completion is a crucial step on the pathway to postsecondary success or the beginnings of a career. Activities that prepare students to navigate the transition to postsecondary include gaining experience in college-level coursework and applying for financial assistance.

## Postsecondary Access and Success

These metrics capture student progression and educational attainment from high school graduation to postsecondary completion. They indicate relative strengths and weaknesses of Guilford County at each stage of the postsecondary pipeline.



Guilford County has a student-to-school counselor ratio of 326:1.

## Labor Market Outcomes

Lack of technical skills and lack of education are among the primary reasons why NC employers struggle to fill vacancies. These metrics capture labor market outcomes among recent graduates, the alignment between postsecondary degree production and labor market demand, and future job demands.



6.7% of teens ages 16-19 are not working and not in school versus 5.3% of peer counties.

## Opportunities for Growth

Compared to urban counties and the state, these three areas represent the biggest opportunities for Guilford County to improve future attainment outcomes.



### Math Performance

36% of Guilford County 3-8 graders earn college-and-career-ready scores in Math, below the urban county average of 44%.



### Low-Performing Schools

31% of Guilford County schools are low-performing, above the urban county average of 23%.



### Postsecondary Completion

51% of Guilford County high school graduates who enroll in postsecondary earn a degree or credential within 6 years, below the urban county average of 58%.

## COUNTY OVERVIEW

Guilford County is in the Greensboro Prosperity Zone sub-region. It's one of 6 urban counties in NC.

Overall, 12% of 25-44-year-olds in Guilford County have earned a master's degree or higher as their highest degree; 24% have a bachelor's degree; 9% have an associate degree; 24% have some college, no degree; 19% have a high school diploma; and 10% have less than a high school diploma.

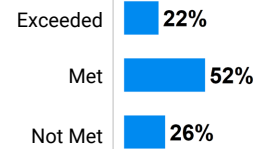
2018 Population	534,346
2030 Population	615,227
K-12 Students (2019)	
Traditional Schools	71,029
Charter/Private/Home	19,053
Median Household Income	\$52,166
Child Poverty Rate	23%
Households with Broadband	73%

## How students in Guilford County traditional public schools are currently doing:

To meet state goals, Guilford County needs:

- **322 more eligible 4-year-olds** enrolled in NC Pre-K program (goal: 75% vs. 65%).
- **9,975 more 3-8 graders** earning college-and-career-ready scores (level 4 or 5) in reading (goal: 73% vs. 43%).
- **16,677 more 3-8 graders** earning college-and-career-ready scores (level 4 or 5) in math (goal: 86% vs. 36%).

## Percent of Guilford County schools by academic growth status, 2019



To meet state goals, Guilford County needs:

- **352 more 9th graders** to graduate within four years (goal: 95% vs. 89%).
- **895 more seniors** to complete the FAFSA (goal: 80% vs. 63%).
- **5,188 more students** to attend school regularly (goal: 11% chronic absenteeism vs. 18%).



**5,694 students** took at least one AP course (25%) versus 25% of peer counties.



**1,716 students** participated in Career & College Promise programs (8%) versus 5% of peer counties.

Students in Guilford County completed **1,984 Career & Technical Education concentrations** in 2019. The top three CTE concentrations completed include Health Science; Science, Technology, Engineering, & Mathematics; and Business Management & Administration.

Among Guilford County high school graduates:

- **67% of graduates** enroll in a postsecondary institution within 12 months versus 66% of peer counties.
- **78% of students** who enroll persist to their second year versus 81% of peer counties.
- **51% of students** who enroll earn a degree or credential within 6 years versus 58% of peer counties.

## In your Prosperity Zone sub-region, 2018-19:

<b>739</b>	individuals served in an ApprenticeshipNC program.
<b>6,843</b>	Basic Skills enrollments at NC community colleges.
<b>34,670</b>	Continuing Education enrollments at NC community colleges.

In your Prosperity Zone sub-region:

Public postsecondary institutions graduate **8,688 students per year**. After 5 years, 71% of 2013 graduates were employed in NC, earning an annual average wage of \$41,392.

84% of postsecondary degrees and credentials conferred by regional institutions are aligned with labor market needs. The top gaps are: **Transportation, Distribution & Logistics** (below bachelor's); **Health Science** (above bachelor's); and **Finance** (bachelor's).

There are **469,667 job openings** projected between 2017-2026. The top 3 in demand jobs with median wages of \$50,000 or more are: 1) **Registered Nurses**; 2) **Sales Representatives, Wholesale and Manufacturing, Except Technical and Scientific Products**; 3) **General and Operations Managers**.

Largest postsecondary institutions in your Prosperity Zone sub-region		
Institution Name	Undergraduate Enrollments 2017-18	Graduate or Transfer in 8 Years
<b>Total Enrollments</b>	<b>71,877</b>	<b>72%</b>
University of North Carolina at Greensboro	18,374	83%
Guilford Technical Community College	14,735	57%
North Carolina A & T State University	11,370	79%
Elon University	6,187	98%
Alamance Community College	5,651	53%
High Point University	4,631	95%
Randolph Community College	3,475	55%
Rockingham Community College	2,379	57%
Guilford College	1,824	83%
Piedmont Community College	1,692	68%
Greensboro College	1,018	89%
Bennett College	541	93%

**Notes:**

Enrollments reflect degree- or credential-seeking undergraduate enrollments. The graduate or transfer rate is drawn from IPEDS and represents the share of students who either graduate with a degree or credential from the institution or transfer to another institution within 8 years. The 8-year outcome is the only measure that includes information on transfer out. Detailed data guidance is provided at <http://go.unc.edu/countydata>

### Local Cross-Sector Promising Practice: GAP

The GAP apprenticeship program allows students to earn money on the job while taking college classes at Guilford Technical Community College at no cost. The program is available to eligible juniors and seniors in high school and focuses on five technical industry sectors.




We identified this example of an emerging cross-sector promising practice in partnership with local leaders. If you have additional examples you'd like to share with myFutureNC, please respond to this [short survey](#).

For more information about each indicator, including data sources and methodology, visit:

[dashboard.myfuturenc.org/county-data-and-resources/](https://dashboard.myfuturenc.org/county-data-and-resources/)




### ABOUT CAROLINA DEMOGRAPHY

Located within the Carolina Population Center at UNC-Chapel Hill, we use data and other available research to help you put a face or a story on the population-level changes facing your community. Our analysts provide a full array of demographic data and research services to inform decision making, evaluation, and policy across North Carolina, where we serve organizations and people in all 100 counties.

-  [ncdemography.org](http://ncdemography.org)
-  [demography@unc.edu](mailto:demography@unc.edu)
-  [@ncdemography](https://twitter.com/ncdemography)

### ABOUT MYFUTURENC

MyFutureNC is a statewide nonprofit organization focused on educational attainment and is the result of cross-sector collaboration between North Carolina leaders in education, business, and government. Our mission is to prepare North Carolina for the future by empowering individuals, strengthening communities, and ensuring our economic viability in a global economy.

-  [myfuturenc.org](http://myfuturenc.org)
-  [facebook.com/myfuturenc](https://facebook.com/myfuturenc)
-  [@myFutureNC](https://twitter.com/myFutureNC)