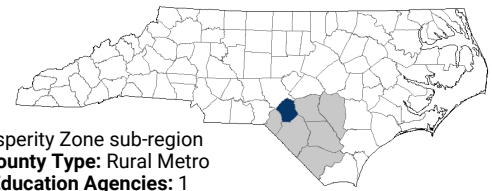


Hoke County

NC goal: 2 million by 2030
2020 County Attainment Profile



Updated: Aug 04 2021

INTRODUCTION

From birth to career, there are many opportunities to develop strategies and interventions to increase attainment and improve workforce alignment. Below are some key areas and indicators that highlight where interventions may be possible to improve overall educational attainment outcomes.

Building the Foundation: Pre-K to 8

High-quality early learning and strong academic progress in early years helps prepare children for future success.



Hoke County has 13 public schools with performance grades. Of these schools, 1 or 8% were classified as low performing in 2019.

COUNTY OVERVIEW

Hoke County is in the **Fayetteville-Lumberton** Prosperity Zone sub-region. It's one of 28 rural metro counties in NC.

Overall, 6% of 25-44-year-olds in Hoke County have earned a master's degree or higher as their highest degree; 15% have a bachelor's degree; 13% have an associate degree; 30% have some college, no degree; 26% have a high school diploma; and 10% have less than a high school diploma.

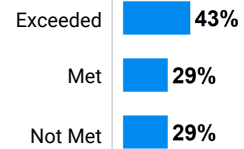
2018 Population	53,992
2030 Population	66,691
K-12 Students (2019)	
Traditional Schools	8,696
Charter/Private/Home	1,123
Median Household Income	\$47,892
Child Poverty Rate	26%
Households with Broadband	78%

How students in Hoke County traditional public schools are currently doing:

To meet state goals, Hoke County needs:

- **23 more eligible 4-year-olds** enrolled in NC Pre-K program (goal: 75% vs. 71%).
- **1,411 more 3-8 graders** earning college-and-career-ready scores (level 4 or 5) in reading (goal: 73% vs. 39%).
- **2,128 more 3-8 graders** earning college-and-career-ready scores (level 4 or 5) in math (goal: 86% vs. 34%).

Percent of Hoke County schools by academic growth status, 2019



Ready for College & Career

High school completion is a crucial step on the pathway to postsecondary success or the beginnings of a career. Activities that prepare students to navigate the transition to postsecondary include gaining experience in college-level coursework and applying for financial assistance.

To meet state goals, Hoke County needs:

- **92 more 9th graders** to graduate within four years (goal: 95% vs. 80%).
- **175 more seniors** to complete the FAFSA (goal: 80% vs. 44%).
- **463 more students** to attend school regularly (goal: 11% chronic absenteeism vs. 16%).



267 students took at least one AP course (12%) versus 10% of peer counties.



509 students participated in Career & College Promise programs (22%) versus 18% of peer counties.

Students in Hoke County completed **185 Career & Technical Education concentrations** in 2019. The top three CTE concentrations completed include Health Science; Agricultural, Food, & Natural Resources; and Human Services.

Postsecondary Access and Success

These metrics capture student progression and educational attainment from high school graduation to postsecondary completion. They indicate relative strengths and weaknesses of Hoke County at each stage of the postsecondary pipeline.



Hoke County has a student-to-school counselor ratio of 512:1.

Among Hoke County high school graduates:

- **48% of graduates** enroll in a postsecondary institution within 12 months versus 57% of peer counties.
- **74% of students** who enroll persist to their second year versus 73% of peer counties.
- **37% of students** who enroll earn a degree or credential within 6 years versus 50% of peer counties.

In your Prosperity Zone sub-region, 2018-19:

1,621	individuals served in an ApprenticeshipNC program.
6,792	Basic Skills enrollments at NC community colleges.
32,293	Continuing Education enrollments at NC community colleges.

Labor Market Outcomes

Lack of technical skills and lack of education are among the primary reasons why NC employers struggle to fill vacancies. These metrics capture labor market outcomes among recent graduates, the alignment between postsecondary degree production and labor market demand, and future job demands.



9.1% of teens ages 16-19 are not working and not in school versus 9.4% of peer counties.

In your Prosperity Zone sub-region:

Public postsecondary institutions graduate **5,110 students per year**. After 5 years, 64% of 2013 graduates were employed in NC, earning an annual average wage of \$36,969.

75% of postsecondary degrees and credentials conferred by regional institutions are aligned with labor market needs. The top gaps are: **Health Science** (above and below bachelor's); **Information Technology** (bachelor's); and **Finance** (bachelor's).

There are **258,519 job openings** projected between 2017-2026. The top 3 in demand jobs with median wages of \$50,000 or more are: 1) **Registered Nurses**; 2) **Business Operations Specialists, All Other**; 3) **General and Operations Managers**.

Opportunities for Growth

Compared to rural metro counties and the state, these three areas represent the biggest opportunities for Hoke County to improve future attainment outcomes.



Postsecondary Completion

37% of Hoke County high school graduates who enroll in postsecondary earn a degree or credential within 6 years, below the rural metro county average of 50%.



FAFSA Completion

44% of Hoke County high school seniors complete the FAFSA, below the rural metro county average of 54%.



Transition to Postsecondary

48% of Hoke County seniors enroll in postsecondary within 12 months of graduation, below the rural metro county average of 57%.

Largest postsecondary institutions in your Prosperity Zone sub-region		
Institution Name	Undergraduate Enrollments 2017-18	Graduate or Transfer in 8 Years
Total Enrollments	52,924	54%
Fayetteville Technical Community College	18,684	43%
Fayetteville State University	6,522	77%
University of North Carolina at Pembroke	6,252	79%
Sandhills Community College	5,329	39%
Richmond Community College	3,107	56%
Robeson Community College	2,631	60%
Methodist University	2,149	83%
Sampson Community College	2,049	27%
Southeastern Community College	1,887	54%
Bladen Community College	1,643	51%
Platt College-Miller-Motte-Fayetteville	1,504	43%
St. Andrews University	756	68%

Notes:

Enrollments reflect degree- or credential-seeking undergraduate enrollments. The graduate or transfer rate is drawn from IPEDS and represents the share of students who either graduate with a degree or credential from the institution or transfer to another institution within 8 years. The 8-year outcome is the only measure that includes information on transfer out. Detailed data guidance is provided at <http://go.unc.edu/countydata>

Local Cross-Sector Promising Practice: Virtual Academy Collaborative

The Innovation Project (TIP) consortium consists of school districts working together on projects to advance public education in North Carolina. One project is creating virtual course packages for Math I, Math II, Math III, English I/II, and Biology. In Hoke County teachers use the materials to remediate struggling students and extend learning for students needing enrichment. Some teachers like the resources so much they have created blended learning stations to use them in class.




We identified this example of an emerging cross-sector promising practice in partnership with local leaders. If you have additional examples you'd like to share with myFutureNC, please respond to this short survey.

For more information about each indicator, including data sources and methodology, visit:

dashboard.myfuturenc.org/county-data-and-resources/




ABOUT CAROLINA DEMOGRAPHY

Located within the Carolina Population Center at UNC-Chapel Hill, we use data and other available research to help you put a face or a story on the population-level changes facing your community. Our analysts provide a full array of demographic data and research services to inform decision making, evaluation, and policy across North Carolina, where we serve organizations and people in all 100 counties.

-  ncdemography.org
-  demography@unc.edu
-  [@ncdemography](https://twitter.com/ncdemography)

ABOUT MYFUTURENC

MyFutureNC is a statewide nonprofit organization focused on educational attainment and is the result of cross-sector collaboration between North Carolina leaders in education, business, and government. Our mission is to prepare North Carolina for the future by empowering individuals, strengthening communities, and ensuring our economic viability in a global economy.

-  myfuturenc.org
-  facebook.com/myfuturenc
-  [@myFutureNC](https://twitter.com/myFutureNC)