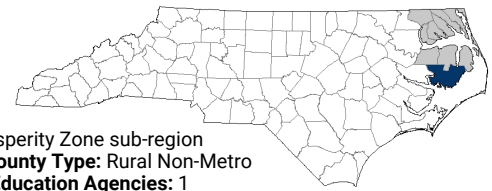


Hyde County

NC goal: 2 million by 2030
2020 County Attainment Profile



Updated: Aug 04 2021

INTRODUCTION

From birth to career, there are many opportunities to develop strategies and interventions to increase attainment and improve workforce alignment. Below are some key areas and indicators that highlight where interventions may be possible to improve overall educational attainment outcomes.

Building the Foundation: Pre-K to 8

High-quality early learning and strong academic progress in early years helps prepare children for future success.



Hyde County has 3 public schools with performance grades. Of these schools, 1 or 33% were classified as low performing in 2019.

Ready for College & Career

High school completion is a crucial step on the pathway to postsecondary success or the beginnings of a career. Activities that prepare students to navigate the transition to postsecondary include gaining experience in college-level coursework and applying for financial assistance.

Postsecondary Access and Success

These metrics capture student progression and educational attainment from high school graduation to postsecondary completion. They indicate relative strengths and weaknesses of Hyde County at each stage of the postsecondary pipeline.



Hyde County has a student-to-school counselor ratio of 187:1.

Labor Market Outcomes

Lack of technical skills and lack of education are among the primary reasons why NC employers struggle to fill vacancies. These metrics capture labor market outcomes among recent graduates, the alignment between postsecondary degree production and labor market demand, and future job demands.



0% of teens ages 16-19 are not working and not in school versus 8.9% of peer counties.

Opportunities for Growth

Compared to rural non-metro counties and the state, these three areas represent the biggest opportunities for Hyde County to improve future attainment outcomes.



Low-Performing Schools

33% of Hyde County schools are low-performing, above the rural non-metro county average of 19%.



Postsecondary Completion

36% of Hyde County high school graduates who enroll in postsecondary earn a degree or credential within 6 years, below the rural non-metro county average of 49%.



Adult Learners

35% of Hyde County adults 25-44 have some college, no degree, above the rural non-metro county average of 25%.

COUNTY OVERVIEW

Hyde County is in the **Elizabeth City** Prosperity Zone sub-region. It's one of 50 rural non-metro counties in NC.

Overall, 1% of 25-44-year-olds in Hyde County have earned a master's degree or higher as their highest degree; 4% have a bachelor's degree; 8% have an associate degree; 35% have some college, no degree; 33% have a high school diploma; and 20% have less than a high school diploma.

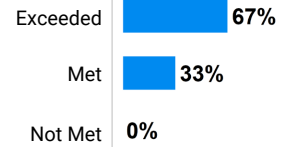
2018 Population	5,198
2030 Population	4,929
K-12 Students (2019)	
Traditional Schools	561
Charter/Private/Home	119
Median Household Income	\$40,653
Child Poverty Rate	32%
Households with Broadband	55%

How students in Hyde County traditional public schools are currently doing:

To meet state goals, Hyde County needs:

- **3 more eligible 4-year-olds** enrolled in NC Pre-K program (goal: 75% vs. 60%).
- **84 more 3-8 graders** earning college-and-career-ready scores (level 4 or 5) in reading (goal: 73% vs. 42%).
- **145 more 3-8 graders** earning college-and-career-ready scores (level 4 or 5) in math (goal: 86% vs. 33%).

Percent of Hyde County schools by academic growth status, 2019



To meet state goals, Hyde County needs:

- **7 more 9th graders** to graduate within four years (goal: 95% vs. 77%).
- **11 more seniors** to complete the FAFSA (goal: 80% vs. 53%).
- **39 more students** to attend school regularly (goal: 11% chronic absenteeism vs. 18%).



4 students took at least one AP course (3%) versus 9% of peer counties.



85 students participated in Career & College Promise programs (57%) versus 22% of peer counties.

Students in Hyde County completed **14 Career & Technical Education concentrations** in 2019. The top three CTE concentrations completed include Agricultural, Food, & Natural Resources; Manufacturing; and Hospitality & Tourism.

Among Hyde County high school graduates:

- **58% of graduates** enroll in a postsecondary institution within 12 months versus 57% of peer counties.
- **73% of students** who enroll persist to their second year versus 73% of peer counties.
- **36% of students** who enroll earn a degree or credential within 6 years versus 49% of peer counties.

In your Prosperity Zone sub-region, 2018-19:

8 individuals served in an ApprenticeshipNC program.

603 Basic Skills enrollments at NC community colleges.

4,933 Continuing Education enrollments at NC community colleges.

In your Prosperity Zone sub-region:

Public postsecondary institutions graduate **580 students per year**. After 5 years, 64% of 2013 graduates were employed in NC, earning an annual average wage of \$30,932.

60% of postsecondary degrees and credentials conferred by regional institutions are aligned with labor market needs. The top gaps are: **Health Science** (all levels); **Transportation, Distribution & Logistics** (below bachelor's); and **Finance** (bachelor's).

There are **67,624 job openings** projected between 2017-2026. The top 3 in demand jobs with median wages of \$50,000 or more are: 1) **General and Operations Managers**; 2) **First-Line Supervisors of Construction Trades and Extraction Workers**; 3) **Accountants and Auditors**.

Largest postsecondary institutions in your Prosperity Zone sub-region

Institution Name	Undergraduate Enrollments 2017-18	Graduate or Transfer in 8 Years
Total Enrollments	7,009	52%
College of the Albemarle	3,263	57%
Beaufort County Community College	1,994	41%
Elizabeth City State University	1,538	74%
Mid-Atlantic Christian University	214	35%

Notes:

Enrollments reflect degree- or credential-seeking undergraduate enrollments. The graduate or transfer rate is drawn from IPEDS and represents the share of students who either graduate with a degree or credential from the institution or transfer to another institution within 8 years. The 8-year outcome is the only measure that includes information on transfer out. Detailed data guidance is provided at <http://go.unc.edu/countydata>

Local Cross-Sector Promising Practice: Mattamuskeet Early College High School

Mattamuskeet Early College High School was recently awarded a grant as part of the Verizon Innovative Learning Curriculum Expansion Program by the partnership between Verizon and Arizona State University. The grant provides training for three teachers within the CTE department at Mattamuskeet Early College High School, and provides teachers with a technology kit to support a classroom of 25-30 students. Mattamuskeet Early College will receive four Immersive Media (augmented/virtual reality) smart phones, VR headsets and 360-degree cameras.

We identified this example of an emerging cross-sector promising practice in partnership with local leaders. If you have additional examples you'd like to share with myFutureNC, please respond to this [short survey](#).

For more information about each indicator, including data sources and methodology, visit:


dashboard.myfuturenc.org/county-data-and-resources/

ABOUT CAROLINA DEMOGRAPHY

Located within the Carolina Population Center at UNC-Chapel Hill, we use data and other available research to help you put a face or a story on the population-level changes facing your community. Our analysts provide a full array of demographic data and research services to inform decision making, evaluation, and policy across North Carolina, where we serve organizations and people in all 100 counties.


 ncdemography.org

 demography@unc.edu

 [@ncdemography](https://twitter.com/ncdemography)

ABOUT MYFUTURENC

MyFutureNC is a statewide nonprofit organization focused on educational attainment and is the result of cross-sector collaboration between North Carolina leaders in education, business, and government. Our mission is to prepare North Carolina for the future by empowering individuals, strengthening communities, and ensuring our economic viability in a global economy.

 myfuturenc.org

 facebook.com/myfuturenc

 [@myFutureNC](https://twitter.com/myFutureNC)