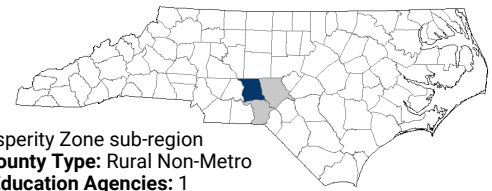


Montgomery County

NC goal: 2 million by 2030
2020 County Attainment Profile



Updated: Aug 04 2021

INTRODUCTION

From birth to career, there are many opportunities to develop strategies and interventions to increase attainment and improve workforce alignment. Below are some key areas and indicators that highlight where interventions may be possible to improve overall educational attainment outcomes.

COUNTY OVERVIEW

Montgomery County is in the **Pinehurst-Rockingham Prosperity Zone** sub-region. It's one of 50 rural non-metro counties in NC.

Overall, 3% of 25-44-year-olds in Montgomery County have earned a master's degree or higher as their highest degree; 8% have a bachelor's degree; 11% have an associate degree; 22% have some college, no degree; 37% have a high school diploma; and 19% have less than a high school diploma.

2018 Population	27,621
2030 Population	28,158
K-12 Students (2019)	
Traditional Schools	3,786
Charter/Private/Home	548
Median Household Income	\$47,757
Child Poverty Rate	26%
Households with Broadband	67%

Building the Foundation: Pre-K to 8

High-quality early learning and strong academic progress in early years helps prepare children for future success.




Montgomery County has 10 public schools with performance grades. Of these schools, 1 or 10% were classified as low performing in 2019.

How students in Montgomery County traditional public schools are currently doing:

To meet state goals, Montgomery County needs:

- **Montgomery County has met the goal for eligible 4-year-olds** enrolled in NC Pre-K program (goal: 75% vs. 102%).
- **677 more 3-8 graders** earning college-and-career-ready scores (level 4 or 5) in reading (goal: 73% vs. 35%).
- **971 more 3-8 graders** earning college-and-career-ready scores (level 4 or 5) in math (goal: 86% vs. 31%).

Percent of Montgomery County schools by academic growth status, 2019



Ready for College & Career

High school completion is a crucial step on the pathway to postsecondary success or the beginnings of a career. Activities that prepare students to navigate the transition to postsecondary include gaining experience in college-level coursework and applying for financial assistance.

To meet state goals, Montgomery County needs:

- **14 more 9th graders** to graduate within four years (goal: 95% vs. 91%).
- **76 more seniors** to complete the FAFSA (goal: 80% vs. 53%).
- **250 more students** to attend school regularly (goal: 11% chronic absenteeism vs. 17%).



29 students took at least one AP course (3%) versus 9% of peer counties.



377 students participated in Career & College Promise programs (34%) versus 22% of peer counties.

Students in Montgomery County completed **173 Career & Technical Education concentrations** in 2019. The top three CTE concentrations completed include Health Science; Agricultural, Food, & Natural Resources; and Transportation, Distribution, & Logistics.

Postsecondary Access and Success

These metrics capture student progression and educational attainment from high school graduation to postsecondary completion. They indicate relative strengths and weaknesses of Montgomery County at each stage of the postsecondary pipeline.

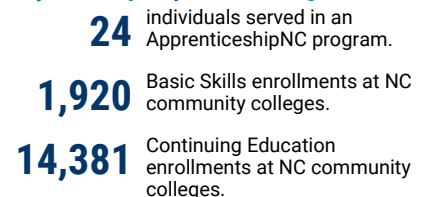


Montgomery County has a student-to-school counselor ratio of 421:1.

Among Montgomery County high school graduates:

- **48% of graduates** enroll in a postsecondary institution within 12 months versus 57% of peer counties.
- **70% of students** who enroll persist to their second year versus 73% of peer counties.
- **43% of students** who enroll earn a degree or credential within 6 years versus 49% of peer counties.

In your Prosperity Zone sub-region, 2018-19:



Labor Market Outcomes

Lack of technical skills and lack of education are among the primary reasons why NC employers struggle to fill vacancies. These metrics capture labor market outcomes among recent graduates, the alignment between postsecondary degree production and labor market demand, and future job demands.



14.4% of teens ages 16-19 are not working and not in school versus 8.9% of peer counties.

In your Prosperity Zone sub-region:

Public postsecondary institutions graduate **1,497 students per year**. After 5 years, 72% of 2013 graduates were employed in NC, earning an annual average wage of \$32,460.

50% of postsecondary degrees and credentials conferred by regional institutions are aligned with labor market needs. The top gaps are: **Health Science** (above and below bachelor's); **Education & Training** (bachelor's); and **Business Management & Administration** (bachelor's).

There are **69,044 job openings** projected between 2017-2026. The top 3 in demand jobs with median wages of \$50,000 or more are: 1) **Registered Nurses**; 2) **General and Operations Managers**; 3) **Sales Representatives, Services, All Other**.

Opportunities for Growth

Compared to rural non-metro counties and the state, these three areas represent the biggest opportunities for Montgomery County to improve future attainment outcomes.



Transition to Postsecondary

48% of Montgomery County seniors enroll in postsecondary within 12 months of graduation, below the rural non-metro county average of 57%.



AP Participation

3% of Montgomery County high school students took at least one Advanced Placement exam, below the rural non-metro county average of 9%.



Postsecondary Completion

43% of Montgomery County high school graduates who enroll in postsecondary earn a degree or credential within 6 years, below the rural non-metro county average of 49%.

Largest postsecondary institutions in your Prosperity Zone sub-region

Institution Name	Undergraduate Enrollments 2017-18	Graduate or Transfer in 8 Years
Total Enrollments	9,578	47%
Sandhills Community College	5,329	39%
Richmond Community College	3,107	56%
Montgomery Community College	1,142	66%

Notes:

Enrollments reflect degree- or credential-seeking undergraduate enrollments. The graduate or transfer rate is drawn from IPEDS and represents the share of students who either graduate with a degree or credential from the institution or transfer to another institution within 8 years. The 8-year outcome is the only measure that includes information on transfer out. Detailed data guidance is provided at <http://go.unc.edu/countydata>

Local Cross-Sector Promising Practice: Apprenticeship Montgomery

Montgomery Community College is partnering with Montgomery County Schools, Montgomery Economic Development Corporation (EDC), Montgomery Career Center, NC Dept. of Commerce (Apprenticeship and Training) and local employers to build an apprenticeship program that will meet the workforce needs in the county. Apprenticeship Montgomery targets high school students in their junior and senior years, who are enrolled in Career and Technical Education pathways, and places them in college level courses while they complete their high school requirements.

We identified this example of an emerging cross-sector promising practice in partnership with local leaders. If you have additional examples you'd like to share with myFutureNC, please respond to this [short survey](#).

For more information about each indicator, including data sources and methodology, visit:

dashboard.myfuturenc.org/county-data-and-resources/

ABOUT CAROLINA DEMOGRAPHY

Located within the Carolina Population Center at UNC-Chapel Hill, we use data and other available research to help you put a face or a story on the population-level changes facing your community. Our analysts provide a full array of demographic data and research services to inform decision making, evaluation, and policy across North Carolina, where we serve organizations and people in all 100 counties.

 ncdemography.org

 demography@unc.edu

 [@ncdemography](https://twitter.com/ncdemography)

ABOUT MYFUTURENC

MyFutureNC is a statewide nonprofit organization focused on educational attainment and is the result of cross-sector collaboration between North Carolina leaders in education, business, and government. Our mission is to prepare North Carolina for the future by empowering individuals, strengthening communities, and ensuring our economic viability in a global economy.

 myfuturenc.org

 facebook.com/myfuturenc

 [@myFutureNC](https://twitter.com/myFutureNC)