

# Pender County

NC goal: 2 million by 2030  
2020 County Attainment Profile



Updated: Aug 04 2021

## INTRODUCTION

From birth to career, there are many opportunities to develop strategies and interventions to increase attainment and improve workforce alignment. Below are some key areas and indicators that highlight where interventions may be possible to improve overall educational attainment outcomes.

## COUNTY OVERVIEW

Pender County is in the **Wilmington** Prosperity Zone sub-region. It's one of 28 rural metro counties in NC.

Overall, 10% of 25-44-year-olds in Pender County have earned a master's degree or higher as their highest degree; 20% have a bachelor's degree; 9% have an associate degree; 21% have some college, no degree; 28% have a high school diploma; and 12% have less than a high school diploma.

<b>2018 Population</b>	62,168
<b>2030 Population</b>	76,106
<b>K-12 Students (2019)</b>	
Traditional Schools	9,161
Charter/Private/Home	1,148
<b>Median Household Income</b>	\$54,900
<b>Child Poverty Rate</b>	22%
<b>Households with Broadband</b>	75%

## Building the Foundation: Pre-K to 8

High-quality early learning and strong academic progress in early years helps prepare children for future success.



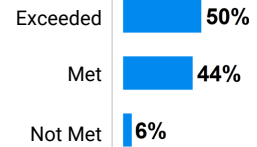
Pender County has 18 public schools with performance grades. Of these schools, 1 or 6% were classified as low performing in 2019.

## How students in Pender County traditional public schools are currently doing:

To meet state goals, Pender County needs:

- **Pender County has met the goal for eligible 4-year-olds** enrolled in NC Pre-K program (goal: 75% vs. 104%).
- **1,030 more 3-8 graders** earning college-and-career-ready scores (level 4 or 5) in reading (goal: 73% vs. 49%).
- **1,797 more 3-8 graders** earning college-and-career-ready scores (level 4 or 5) in math (goal: 86% vs. 44%).

## Percent of Pender County schools by academic growth status, 2019



## Ready for College & Career

High school completion is a crucial step on the pathway to postsecondary success or the beginnings of a career. Activities that prepare students to navigate the transition to postsecondary include gaining experience in college-level coursework and applying for financial assistance.

To meet state goals, Pender County needs:

- **17 more 9th graders** to graduate within four years (goal: 95% vs. 93%).
- **178 more seniors** to complete the FAFSA (goal: 80% vs. 55%).
- **758 more students** to attend school regularly (goal: 11% chronic absenteeism vs. 19%).



**381 students** took at least one AP course (13%) versus 10% of peer counties.



**499 students** participated in Career & College Promise programs (17%) versus 18% of peer counties.

Students in Pender County completed **485 Career & Technical Education concentrations** in 2019. The top three CTE concentrations completed include Architecture and Construction; Agricultural, Food, & Natural Resources; and Health Science.

## Postsecondary Access and Success

These metrics capture student progression and educational attainment from high school graduation to postsecondary completion. They indicate relative strengths and weaknesses of Pender County at each stage of the postsecondary pipeline.



Pender County has a student-to-school counselor ratio of 416:1.

Among Pender County high school graduates:

- **61% of graduates** enroll in a postsecondary institution within 12 months versus 57% of peer counties.
- **77% of students** who enroll persist to their second year versus 73% of peer counties.
- **47% of students** who enroll earn a degree or credential within 6 years versus 50% of peer counties.

## In your Prosperity Zone sub-region, 2018-19:

<b>254</b>	individuals served in an ApprenticeshipNC program.
<b>1,943</b>	Basic Skills enrollments at NC community colleges.
<b>14,610</b>	Continuing Education enrollments at NC community colleges.

## Labor Market Outcomes

Lack of technical skills and lack of education are among the primary reasons why NC employers struggle to fill vacancies. These metrics capture labor market outcomes among recent graduates, the alignment between postsecondary degree production and labor market demand, and future job demands.



6.1% of teens ages 16-19 are not working and not in school versus 9.4% of peer counties.

In your Prosperity Zone sub-region:

Public postsecondary institutions graduate **6,301 students per year**. After 5 years, 66% of 2013 graduates were employed in NC, earning an annual average wage of \$40,372.

80% of postsecondary degrees and credentials conferred by regional institutions are aligned with labor market needs. The top gaps are: **Finance** (bachelor's); **Health Science** (above bachelor's); and **Transportation, Distribution & Logistics** (below bachelor's).

There are **207,875 job openings** projected between 2017-2026. The top 3 in demand jobs with median wages of \$50,000 or more are: 1) **Registered Nurses**; 2) **General and Operations Managers**; 3) **First-Line Supervisors of Construction Trades and Extraction Workers**.

## Opportunities for Growth

Compared to rural metro counties and the state, these three areas represent the biggest opportunities for Pender County to improve future attainment outcomes.



### Chronic Absenteeism

19% of Pender County students are chronically absent from school, above the rural metro county average of 16%.



### School Counselors

Pender County has a student-to-school counselor ratio of 416:1, above the rural metro county average of 378:1.



### Postsecondary Completion

47% of Pender County high school graduates who enroll in postsecondary earn a degree or credential within 6 years, below the rural metro county average of 50%.

## Largest postsecondary institutions in your Prosperity Zone sub-region

Institution Name	Undergraduate Enrollments 2017-18	Graduate or Transfer in 8 Years
<b>Total Enrollments</b>	<b>35,429</b>	<b>69%</b>
University of North Carolina Wilmington	16,604	93%
Cape Fear Community College	12,293	62%
Platt College-Miller-Motte-Wilmington	4,672	35%
Brunswick Community College	1,860	57%

**Notes:**

Enrollments reflect degree- or credential-seeking undergraduate enrollments. The graduate or transfer rate is drawn from IPEDS and represents the share of students who either graduate with a degree or credential from the institution or transfer to another institution within 8 years. The 8-year outcome is the only measure that includes information on transfer out. Detailed data guidance is provided at <http://go.unc.edu/countydata>

### Local Cross-Sector Promising Practice: Adult High School

The Adult High School (AHS) Program is designed for students who have not completed high school and wish to earn their high school diploma. There is no cost to students for classes or books. The AHS diploma is recognized by colleges and universities throughout the nation and is the equivalent to any public or private high school diploma. Graduates receive an Adult High School Diploma issued by Cape Fear Community College and the New Hanover or Pender County Board of Education. Classes are conveniently offered at both the Downtown Wilmington Campus and at the Burgaw Campus.

We identified this example of an emerging cross-sector promising practice in partnership with local leaders. If you have additional examples you'd like to share with myFutureNC, please respond to this [short survey](#).

For more information about each indicator, including data sources and methodology, visit:


[dashboard.myfuturenc.org/county-data-and-resources/](https://dashboard.myfuturenc.org/county-data-and-resources/)

### ABOUT CAROLINA DEMOGRAPHY

Located within the Carolina Population Center at UNC-Chapel Hill, we use data and other available research to help you put a face or a story on the population-level changes facing your community. Our analysts provide a full array of demographic data and research services to inform decision making, evaluation, and policy across North Carolina, where we serve organizations and people in all 100 counties.


 [ncdemography.org](https://ncdemography.org)

 [demography@unc.edu](mailto:demography@unc.edu)

 [@ncdemography](https://twitter.com/ncdemography)

### ABOUT MYFUTURENC

MyFutureNC is a statewide nonprofit organization focused on educational attainment and is the result of cross-sector collaboration between North Carolina leaders in education, business, and government. Our mission is to prepare North Carolina for the future by empowering individuals, strengthening communities, and ensuring our economic viability in a global economy.

 [myfuturenc.org](https://myfuturenc.org)

 [facebook.com/myfuturenc](https://facebook.com/myfuturenc)

 [@myFutureNC](https://twitter.com/myFutureNC)