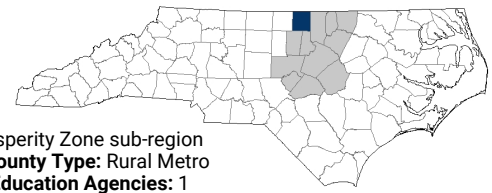


Person County

NC goal: 2 million by 2030
2020 County Attainment Profile




Updated: Aug 04 2021

INTRODUCTION

From birth to career, there are many opportunities to develop strategies and interventions to increase attainment and improve workforce alignment. Below are some key areas and indicators that highlight where interventions may be possible to improve overall educational attainment outcomes.

Building the Foundation: Pre-K to 8

High-quality early learning and strong academic progress in early years helps prepare children for future success.


 Person County has 11 public schools with performance grades. Of these schools, 2 or 18% were classified as low performing in 2019.

Ready for College & Career

High school completion is a crucial step on the pathway to postsecondary success or the beginnings of a career. Activities that prepare students to navigate the transition to postsecondary include gaining experience in college-level coursework and applying for financial assistance.


Postsecondary Access and Success

These metrics capture student progression and educational attainment from high school graduation to postsecondary completion. They indicate relative strengths and weaknesses of Person County at each stage of the postsecondary pipeline.

 Person County has a student-to-school counselor ratio of 331:1.

Labor Market Outcomes

Lack of technical skills and lack of education are among the primary reasons why NC employers struggle to fill vacancies. These metrics capture labor market outcomes among recent graduates, the alignment between postsecondary degree production and labor market demand, and future job demands.

 6.3% of teens ages 16-19 are not working and not in school versus 9.4% of peer counties.

Opportunities for Growth

Compared to rural metro counties and the state, these three areas represent the biggest opportunities for Person County to improve future attainment outcomes.



First-Year Persistence

65% of Person County high school graduates who enroll in postsecondary persist to their second year, below the rural metro county average of 73%.



NC Pre-K Enrollment

47% of Person County eligible 4-year-olds are enrolled in NC Pre-K, below the rural metro county average of 54%.



FAFSA Completion

49% of Person County high school seniors complete the FAFSA, below the rural metro county average of 54%.

COUNTY OVERVIEW

Person County is in the **Raleigh-Durham Prosperity Zone** sub-region. It's one of 28 rural metro counties in NC.

Overall, 5% of 25-44-year-olds in Person County have earned a master's degree or higher as their highest degree; 12% have a bachelor's degree; 14% have an associate degree; 29% have some college, no degree; 30% have a high school diploma; and 9% have less than a high school diploma.

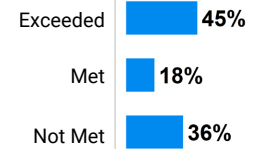
2018 Population	40,208
2030 Population	41,823
K-12 Students (2019)	
Traditional Schools	4,305
Charter/Private/Home	1,868
Median Household Income	\$50,149
Child Poverty Rate	23%
Households with Broadband	74%

How students in Person County traditional public schools are currently doing:

To meet state goals, Person County needs:

- **81 more eligible 4-year-olds** enrolled in NC Pre-K program (goal: 75% vs. 47%).
- **663 more 3-8 graders** earning college-and-career-ready scores (level 4 or 5) in reading (goal: 73% vs. 40%).
- **949 more 3-8 graders** earning college-and-career-ready scores (level 4 or 5) in math (goal: 86% vs. 39%).

Percent of Person County schools by academic growth status, 2019



To meet state goals, Person County needs:

- **48 more 9th graders** to graduate within four years (goal: 95% vs. 82%).
- **81 more seniors** to complete the FAFSA (goal: 80% vs. 49%).
- **217 more students** to attend school regularly (goal: 11% chronic absenteeism vs. 16%).

Students in Person County completed **298 Career & Technical Education concentrations** in 2019. The top three CTE concentrations completed include Agricultural, Food, & Natural Resources; Architecture and Construction; and Hospitality & Tourism.



134 students took at least one AP course (11%) versus 10% of peer counties.



315 students participated in Career & College Promise programs (25%) versus 18% of peer counties.

In your Prosperity Zone sub-region, 2018-19:

2,661	individuals served in an ApprenticeshipNC program.
12,867	Basic Skills enrollments at NC community colleges.
67,583	Continuing Education enrollments at NC community colleges.

Among Person County high school graduates:

- **59% of graduates** enroll in a postsecondary institution within 12 months versus 57% of peer counties.
- **65% of students** who enroll persist to their second year versus 73% of peer counties.
- **50% of students** who enroll earn a degree or credential within 6 years versus 50% of peer counties.

In your Prosperity Zone sub-region:

Public postsecondary institutions graduate **22,190 students per year**. After 5 years, 59% of 2013 graduates were employed in NC, earning an annual average wage of \$52,133.

80% of postsecondary degrees and credentials conferred by regional institutions are aligned with labor market needs. The top gaps are: **Information Technology** (bachelor's); **Marketing** (bachelor's); and **Finance** (bachelor's).

There are **1,166,888 job openings** projected between 2017-2026. The top 3 in demand jobs with median wages of \$50,000 or more are: 1) **Registered Nurses**; 2) **Software Developers, Applications**; 3) **General and Operations Managers**.

Largest postsecondary institutions in your Prosperity Zone sub-region		
Institution Name	Undergraduate Enrollments 2017-18	Graduate or Transfer in 8 Years
Total Enrollments	139,487	73%
Wake Technical Community College	29,480	56%
North Carolina State University at Raleigh	27,424	93%
University of North Carolina at Chapel Hill	19,773	96%
Durham Technical Community College	8,049	58%
Duke University	7,504	95%
North Carolina Central University	7,165	80%
Strayer University-North Carolina	6,998	53%
Central Carolina Community College	6,811	58%
Johnston Community College	5,343	55%
Campbell University	5,183	89%
Vance-Granville Community College	4,014	60%
Meredith College	1,900	92%

Notes:

Enrollments reflect degree- or credential-seeking undergraduate enrollments. The graduate or transfer rate is drawn from IPEDS and represents the share of students who either graduate with a degree or credential from the institution or transfer to another institution within 8 years. The 8-year outcome is the only measure that includes information on transfer out. Detailed data guidance is provided at <http://go.unc.edu/countydata>

Local Cross-Sector Promising Practice: 6-14 Workforce Pipeline

Person County's new "6-14 Workforce Pipeline" partners key stakeholders in an innovative program to enhance and align student skills with local needs, move the needle on student success, and propel Person County business and industry to a future of leading productivity in sectors such as advanced manufacturing, technology, entrepreneurship, and agriculture.




We identified this example of an emerging cross-sector promising practice in partnership with local leaders. If you have additional examples you'd like to share with myFutureNC, please respond to this short survey.

For more information about each indicator, including data sources and methodology, visit:

dashboard.myfuturenc.org/county-data-and-resources/




ABOUT CAROLINA DEMOGRAPHY

Located within the Carolina Population Center at UNC-Chapel Hill, we use data and other available research to help you put a face or a story on the population-level changes facing your community. Our analysts provide a full array of demographic data and research services to inform decision making, evaluation, and policy across North Carolina, where we serve organizations and people in all 100 counties.

-  ncdemography.org
-  demography@unc.edu
-  [@ncdemography](https://twitter.com/ncdemography)

ABOUT MYFUTURENC

MyFutureNC is a statewide nonprofit organization focused on educational attainment and is the result of cross-sector collaboration between North Carolina leaders in education, business, and government. Our mission is to prepare North Carolina for the future by empowering individuals, strengthening communities, and ensuring our economic viability in a global economy.

-  myfuturenc.org
-  facebook.com/myfuturenc
-  [@myFutureNC](https://twitter.com/myFutureNC)