

Pitt County

NC goal: 2 million by 2030
2020 County Attainment Profile



Updated: Aug 04 2021

INTRODUCTION

From birth to career, there are many opportunities to develop strategies and interventions to increase attainment and improve workforce alignment. Below are some key areas and indicators that highlight where interventions may be possible to improve overall educational attainment outcomes.

COUNTY OVERVIEW

Pitt County is in the **Greenville** Prosperity Zone sub-region. It's one of 16 suburban counties in NC.

Overall, 12% of 25-44-year-olds in Pitt County have earned a master's degree or higher as their highest degree; 24% have a bachelor's degree; 13% have an associate degree; 24% have some college, no degree; 19% have a high school diploma; and 8% have less than a high school diploma.

| | |
|----------------------------------|----------|
| 2018 Population | 178,440 |
| 2030 Population | 193,742 |
| K-12 Students (2019) | |
| Traditional Schools | 23,228 |
| Charter/Private/Home | 4,317 |
| Median Household Income | \$43,303 |
| Child Poverty Rate | 27% |
| Households with Broadband | 78% |

Building the Foundation: Pre-K to 8

High-quality early learning and strong academic progress in early years helps prepare children for future success.



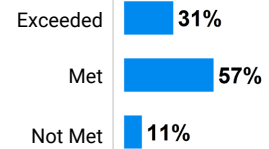
Pitt County has 35 public schools with performance grades. Of these schools, 7 or 20% were classified as low performing in 2019.

How students in Pitt County traditional public schools are currently doing:

To meet state goals, Pitt County needs:

- **282 more eligible 4-year-olds** enrolled in NC Pre-K program (goal: 75% vs. 48%).
- **3,410 more 3-8 graders** earning college-and-career-ready scores (level 4 or 5) in reading (goal: 73% vs. 42%).
- **4,968 more 3-8 graders** earning college-and-career-ready scores (level 4 or 5) in math (goal: 86% vs. 40%).

Percent of Pitt County schools by academic growth status, 2019



Ready for College & Career

High school completion is a crucial step on the pathway to postsecondary success or the beginnings of a career. Activities that prepare students to navigate the transition to postsecondary include gaining experience in college-level coursework and applying for financial assistance.

To meet state goals, Pitt County needs:

- **223 more 9th graders** to graduate within four years (goal: 95% vs. 83%).
- **305 more seniors** to complete the FAFSA (goal: 80% vs. 61%).
- **564 more students** to attend school regularly (goal: 11% chronic absenteeism vs. 13%).



1,007 students took at least one AP course (14%) versus 17% of peer counties.



1,253 students participated in Career & College Promise programs (18%) versus 12% of peer counties.

Students in Pitt County completed **1,219 Career & Technical Education concentrations** in 2019. The top three CTE concentrations completed include Health Science; Hospitality & Tourism; and Agricultural, Food, & Natural Resources.

Postsecondary Access and Success

These metrics capture student progression and educational attainment from high school graduation to postsecondary completion. They indicate relative strengths and weaknesses of Pitt County at each stage of the postsecondary pipeline.



Pitt County has a student-to-school counselor ratio of 342:1.

Among Pitt County high school graduates:

- **66% of graduates** enroll in a postsecondary institution within 12 months versus 62% of peer counties.
- **77% of students** who enroll persist to their second year versus 78% of peer counties.
- **50% of students** who enroll earn a degree or credential within 6 years versus 54% of peer counties.

In your Prosperity Zone sub-region, 2018-19:

| | |
|---------------|--|
| 347 | individuals served in an ApprenticeshipNC program. |
| 2,779 | Basic Skills enrollments at NC community colleges. |
| 19,098 | Continuing Education enrollments at NC community colleges. |

Labor Market Outcomes

Lack of technical skills and lack of education are among the primary reasons why NC employers struggle to fill vacancies. These metrics capture labor market outcomes among recent graduates, the alignment between postsecondary degree production and labor market demand, and future job demands.



5.6% of teens ages 16-19 are not working and not in school versus 6.8% of peer counties.

In your Prosperity Zone sub-region:

Public postsecondary institutions graduate **8,237 students per year**. After 5 years, 70% of 2013 graduates were employed in NC, earning an annual average wage of \$47,838.

84% of postsecondary degrees and credentials conferred by regional institutions are aligned with labor market needs. The top gaps are: **Agriculture, Food & Natural Resources** (bachelor's) and **Transportation, Distribution & Logistics** (bachelor's).

There are **154,964 job openings** projected between 2017-2026. The top 3 in demand jobs with median wages of \$50,000 or more are: 1) **Registered Nurses**; 2) **General and Operations Managers**; 3) **First-Line Supervisors of Construction Trades and Extraction Workers**.

Opportunities for Growth

Compared to suburban counties and the state, these three areas represent the biggest opportunities for Pitt County to improve future attainment outcomes.



High School Graduation

83% of Pitt County 9th graders complete high school in 4 years or less, below the suburban county average of 88%.



Postsecondary Completion

50% of Pitt County high school graduates who enroll in postsecondary earn a degree or credential within 6 years, below the suburban county average of 54%.



Reading Performance

42% of Pitt County 3-8 graders earn college-and-career-ready scores in Reading, below the suburban county average of 46%.

Largest postsecondary institutions in your Prosperity Zone sub-region

| Institution Name | Undergraduate Enrollments 2017-18 | Graduate or Transfer in 8 Years |
|-----------------------------------|--------------------------------------|------------------------------------|
| Total Enrollments | 44,903 | 70% |
| East Carolina University | 25,427 | 90% |
| Pitt Community College | 12,206 | 65% |
| Beaufort County Community College | 1,994 | 41% |
| Halifax Community College | 1,626 | 38% |
| Chowan University | 1,582 | 81% |
| Roanoke-Chowan Community College | 1,067 | 52% |
| Martin Community College | 1,001 | 55% |

Notes:

Enrollments reflect degree- or credential-seeking undergraduate enrollments. The graduate or transfer rate is drawn from IPEDS and represents the share of students who either graduate with a degree or credential from the institution or transfer to another institution within 8 years. The 8-year outcome is the only measure that includes information on transfer out.

Detailed data guidance is provided at <http://go.unc.edu/countydata>

Local Cross-Sector Promising Practice: Pitt County Reentry Council

In Pitt County, leaders in the community wanted to address the consistent struggle of people reentering society after incarceration. The Pitt County Reentry Council brings together government officials, nonprofits and other groups dedicated to decreasing barriers for those coming out of the prison system.

We identified this example of an emerging cross-sector promising practice in partnership with local leaders. If you have additional examples you'd like to share with myFutureNC, please respond to this [short survey](#).

For more information about each indicator, including data sources and methodology, visit:


dashboard.myfuturenc.org/county-data-and-resources/

ABOUT CAROLINA DEMOGRAPHY

Located within the Carolina Population Center at UNC-Chapel Hill, we use data and other available research to help you put a face or a story on the population-level changes facing your community. Our analysts provide a full array of demographic data and research services to inform decision making, evaluation, and policy across North Carolina, where we serve organizations and people in all 100 counties.


 ncdemography.org

 demography@unc.edu

 [@ncdemography](https://twitter.com/ncdemography)

ABOUT MYFUTURENC

MyFutureNC is a statewide nonprofit organization focused on educational attainment and is the result of cross-sector collaboration between North Carolina leaders in education, business, and government. Our mission is to prepare North Carolina for the future by empowering individuals, strengthening communities, and ensuring our economic viability in a global economy.

 myfuturenc.org

 facebook.com/myfuturenc

 [@myFutureNC](https://twitter.com/myFutureNC)