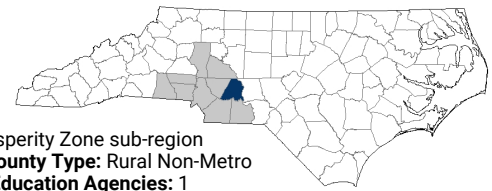


Stanly County

NC goal: 2 million by 2030
2020 County Attainment Profile



Updated: Aug 04 2021

INTRODUCTION

From birth to career, there are many opportunities to develop strategies and interventions to increase attainment and improve workforce alignment. Below are some key areas and indicators that highlight where interventions may be possible to improve overall educational attainment outcomes.

COUNTY OVERVIEW

Stanly County is in the **Charlotte** Prosperity Zone sub-region. It's one of 50 rural non-metro counties in NC. Overall, 4% of 25-44-year-olds in Stanly County have earned a master's degree or higher as their highest degree; 13% have a bachelor's degree; 14% have an associate degree; 24% have some college, no degree; 31% have a high school diploma; and 13% have less than a high school diploma.

2018 Population	63,328
2030 Population	69,309
K-12 Students (2019)	
Traditional Schools	8,289
Charter/Private/Home	2,432
Median Household Income	\$51,491
Child Poverty Rate	19%
Households with Broadband	77%

Building the Foundation: Pre-K to 8

High-quality early learning and strong academic progress in early years helps prepare children for future success.



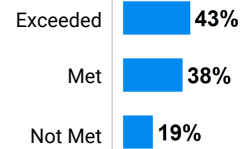
Stanly County has 20 public schools with performance grades. Of these schools, 1 or 5% were classified as low performing in 2019.

How students in Stanly County traditional public schools are currently doing:

To meet state goals, Stanly County needs:

- **Stanly County has met the goal for eligible 4-year-olds** enrolled in NC Pre-K program (goal: 75% vs. 84%).
- **1,268 more 3-8 graders** earning college-and-career-ready scores (level 4 or 5) in reading (goal: 73% vs. 41%).
- **1,889 more 3-8 graders** earning college-and-career-ready scores (level 4 or 5) in math (goal: 86% vs. 38%).

Percent of Stanly County schools by academic growth status, 2019



Ready for College & Career

High school completion is a crucial step on the pathway to postsecondary success or the beginnings of a career. Activities that prepare students to navigate the transition to postsecondary include gaining experience in college-level coursework and applying for financial assistance.



To meet state goals, Stanly County needs:

- **26 more 9th graders** to graduate within four years (goal: 95% vs. 91%).
- **208 more seniors** to complete the FAFSA (goal: 80% vs. 47%).
- **152 more students** to attend school regularly (goal: 11% chronic absenteeism vs. 13%).



73 students took at least one AP course (3%) versus 9% of peer counties.



501 students participated in Career & College Promise programs (20%) versus 22% of peer counties.

Students in Stanly County completed **521 Career & Technical Education concentrations** in 2019. The top three CTE concentrations completed include Agricultural, Food, & Natural Resources; Architecture and Construction; and Manufacturing.

Postsecondary Access and Success

These metrics capture student progression and educational attainment from high school graduation to postsecondary completion. They indicate relative strengths and weaknesses of Stanly County at each stage of the postsecondary pipeline.



Stanly County has a student-to-school counselor ratio of 377:1.

Among Stanly County high school graduates:

- **54% of graduates** enroll in a postsecondary institution within 12 months versus 57% of peer counties.
- **77% of students** who enroll persist to their second year versus 73% of peer counties.
- **55% of students** who enroll earn a degree or credential within 6 years versus 49% of peer counties.

In your Prosperity Zone sub-region, 2018-19:

3,322	individuals served in an ApprenticeshipNC program.
12,019	Basic Skills enrollments at NC community colleges.
64,398	Continuing Education enrollments at NC community colleges.

Labor Market Outcomes

Lack of technical skills and lack of education are among the primary reasons why NC employers struggle to fill vacancies. These metrics capture labor market outcomes among recent graduates, the alignment between postsecondary degree production and labor market demand, and future job demands.



13.4% of teens ages 16-19 are not working and not in school versus 8.9% of peer counties.

In your Prosperity Zone sub-region:

Public postsecondary institutions graduate **12,162 students per year**. After 5 years, 74% of 2013 graduates were employed in NC, earning an annual average wage of \$43,374.

79% of postsecondary degrees and credentials conferred by regional institutions are aligned with labor market needs. The top gaps are: **Business Management & Administration** (bachelor's); **Finance** (bachelor's); and **Information Technology** (bachelor's).

There are **1,361,336 job openings** projected between 2017-2026. The top 3 in demand jobs with median wages of \$50,000 or more are: 1) **Sales Representatives, Wholesale and Manufacturing, Except Technical and Scientific Products**; 2) **General and Operations Managers**; 3) **Registered Nurses**.

Opportunities for Growth

Compared to rural non-metro counties and the state, these three areas represent the biggest opportunities for Stanly County to improve future attainment outcomes.



FAFSA Completion

47% of Stanly County high school seniors complete the FAFSA, below the rural non-metro county average of 55%.



AP Participation

3% of Stanly County high school students took at least one Advanced Placement exam, below the rural non-metro county average of 9%.



Disconnected Youth

13% of Stanly County youth ages 16-19 are not working and not in school, above the rural non-metro county average of 9%.

Largest postsecondary institutions in your Prosperity Zone sub-region

Institution Name	Undergraduate Enrollments 2017-18	Graduate or Transfer in 8 Years
Total Enrollments	107,538	68%
Central Piedmont Community College	29,552	47%
University of North Carolina at Charlotte	27,078	85%
Rowan-Cabarrus Community College	7,939	59%
Gaston College	7,333	69%
Mitchell Community College	4,188	55%
South Piedmont Community College	3,935	54%
Cleveland Community College	3,883	55%
Stanly Community College	3,837	61%
Wingate University	2,729	93%
Gardner-Webb University	2,454	71%
Johnson & Wales University-Charlotte	2,080	79%
Queens University of Charlotte	2,010	91%

Notes:

Enrollments reflect degree- or credential-seeking undergraduate enrollments. The graduate or transfer rate is drawn from IPEDS and represents the share of students who either graduate with a degree or credential from the institution or transfer to another institution within 8 years. The 8-year outcome is the only measure that includes information on transfer out. Detailed data guidance is provided at <http://go.unc.edu/countydata>

Local Cross-Sector Promising Practice: Stanly County ECHS

Stanly County has created Stanly STEM Early College to expand opportunities for students to earn their high school diplomas and associates degrees. Collaboration with Stanly Community College helps students develop career and college readiness skills, explore career options in Health and Public Services, and obtain the credentials they need to be successful in the 21st Century. <https://ssec.stanlycountyschools.org/>




We identified this example of an emerging cross-sector promising practice in partnership with local leaders. If you have additional examples you'd like to share with myFutureNC, please respond to this short survey.

For more information about each indicator, including data sources and methodology, visit:

dashboard.myfuturenc.org/county-data-and-resources/




ABOUT CAROLINA DEMOGRAPHY

Located within the Carolina Population Center at UNC-Chapel Hill, we use data and other available research to help you put a face or a story on the population-level changes facing your community. Our analysts provide a full array of demographic data and research services to inform decision making, evaluation, and policy across North Carolina, where we serve organizations and people in all 100 counties.

-  ncdemography.org
-  demography@unc.edu
-  [@ncdemography](https://twitter.com/ncdemography)

ABOUT MYFUTURENC

MyFutureNC is a statewide nonprofit organization focused on educational attainment and is the result of cross-sector collaboration between North Carolina leaders in education, business, and government. Our mission is to prepare North Carolina for the future by empowering individuals, strengthening communities, and ensuring our economic viability in a global economy.

-  myfuturenc.org
-  facebook.com/myfuturenc
-  [@myFutureNC](https://twitter.com/myFutureNC)