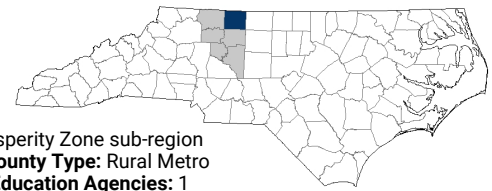


# Stokes County

NC goal: 2 million by 2030  
2020 County Attainment Profile



Updated: Aug 04 2021

## INTRODUCTION

From birth to career, there are many opportunities to develop strategies and interventions to increase attainment and improve workforce alignment. Below are some key areas and indicators that highlight where interventions may be possible to improve overall educational attainment outcomes.

## Building the Foundation: Pre-K to 8

High-quality early learning and strong academic progress in early years helps prepare children for future success.



Stokes County has 18 public schools with performance grades. Of these schools, 1 or 6% were classified as low performing in 2019.

## Ready for College & Career

High school completion is a crucial step on the pathway to postsecondary success or the beginnings of a career. Activities that prepare students to navigate the transition to postsecondary include gaining experience in college-level coursework and applying for financial assistance.

## Postsecondary Access and Success

These metrics capture student progression and educational attainment from high school graduation to postsecondary completion. They indicate relative strengths and weaknesses of Stokes County at each stage of the postsecondary pipeline.



Stokes County has a student-to-school counselor ratio of 287:1.

## Labor Market Outcomes

Lack of technical skills and lack of education are among the primary reasons why NC employers struggle to fill vacancies. These metrics capture labor market outcomes among recent graduates, the alignment between postsecondary degree production and labor market demand, and future job demands.



8.6% of teens ages 16-19 are not working and not in school versus 9.4% of peer counties.

## Opportunities for Growth

Compared to rural metro counties and the state, these three areas represent the biggest opportunities for Stokes County to improve future attainment outcomes.



### AP Participation

7% of Stokes County high school students took at least one Advanced Placement exam, below the rural metro county average of 10%.



### High School Graduation

83% of Stokes County 9th graders complete high school in 4 years or less, below the rural metro county average of 86%.



### Chronic Absenteeism

17% of Stokes County students are chronically absent from school, above the rural metro county average of 16%.

## COUNTY OVERVIEW

Stokes County is in the **Winston-Salem** Prosperity Zone sub-region. It's one of 28 rural metro counties in NC.

Overall, 3% of 25-44-year-olds in Stokes County have earned a master's degree or higher as their highest degree; 13% have a bachelor's degree; 12% have an associate degree; 23% have some college, no degree; 35% have a high school diploma; and 13% have less than a high school diploma.

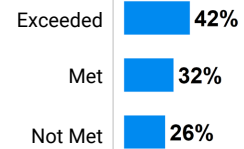
|                                  |          |
|----------------------------------|----------|
| <b>2018 Population</b>           | 46,472   |
| <b>2030 Population</b>           | 46,062   |
| <b>K-12 Students (2019)</b>      |          |
| Traditional Schools              | 5,747    |
| Charter/Private/Home             | 1,013    |
| <b>Median Household Income</b>   | \$50,826 |
| <b>Child Poverty Rate</b>        | 18%      |
| <b>Households with Broadband</b> | 68%      |

## How students in Stokes County traditional public schools are currently doing:

To meet state goals, Stokes County needs:

- **Stokes County has met the goal for eligible 4-year-olds** enrolled in NC Pre-K program (goal: 75% vs. 112%).
- **787 more 3-8 graders** earning college-and-career-ready scores (level 4 or 5) in reading (goal: 73% vs. 43%).
- **1,161 more 3-8 graders** earning college-and-career-ready scores (level 4 or 5) in math (goal: 86% vs. 41%).

## Percent of Stokes County schools by academic growth status, 2019



To meet state goals, Stokes County needs:

- **61 more 9th graders** to graduate within four years (goal: 95% vs. 83%).
- **107 more seniors** to complete the FAFSA (goal: 80% vs. 54%).
- **362 more students** to attend school regularly (goal: 11% chronic absenteeism vs. 17%).



**126 students** took at least one AP course (7%) versus 10% of peer counties.



**355 students** participated in Career & College Promise programs (19%) versus 18% of peer counties.

Students in Stokes County completed **281 Career & Technical Education concentrations** in 2019. The top three CTE concentrations completed include Agricultural, Food, & Natural Resources; Health Science; and Hospitality & Tourism.

Among Stokes County high school graduates:

- **60% of graduates** enroll in a postsecondary institution within 12 months versus 57% of peer counties.
- **79% of students** who enroll persist to their second year versus 73% of peer counties.
- **50% of students** who enroll earn a degree or credential within 6 years versus 50% of peer counties.

## In your Prosperity Zone sub-region, 2018-19:

|               |  |
|---------------|--|
| <b>974</b>    | individuals served in an ApprenticeshipNC program.         |
| <b>4,264</b>  | Basic Skills enrollments at NC community colleges.         |
| <b>24,064</b> | Continuing Education enrollments at NC community colleges. |

In your Prosperity Zone sub-region:

Public postsecondary institutions graduate **3,894 students per year**. After 5 years, 75% of 2013 graduates were employed in NC, earning an annual average wage of \$40,459.

81% of postsecondary degrees and credentials conferred by regional institutions are aligned with labor market needs. The top gaps are: **Finance** (bachelor's); **Business Management & Administration** (bachelor's); and **Marketing** (bachelor's).

There are **324,711 job openings** projected between 2017-2026. The top 3 in demand jobs with median wages of \$50,000 or more are: 1) **Registered Nurses**; 2) **General and Operations Managers**; 3) **Sales Representatives, Wholesale and Manufacturing, Except Technical and Scientific Products**.

### Largest postsecondary institutions in your Prosperity Zone sub-region

| Institution Name                                | Undergraduate Enrollments<br>2017-18 | Graduate or<br>Transfer in 8 Years |
|---|--------------------------------------|------------------------------------|
| <b>Total Enrollments</b>                        | <b>33,211</b>                        | <b>58%</b>                         |
| Forsyth Technical Community College             | 11,306                               | 32%                                |
| Winston-Salem State University                  | 5,408                                | 82%                                |
| Wake Forest University                          | 5,244                                | 98%                                |
| Davidson County Community College               | 5,013                                | 61%                                |
| Surry Community College                         | 4,040                                | 58%                                |
| University of North Carolina School of the Arts | 889                                  | 85%                                |
| Salem College                                   | 869                                  | 81%                                |
| Piedmont International University               | 394                                  | 44%                                |
| Carolina Christian College                      | 48                                   | 100%                               |

**Notes:**

Enrollments reflect degree- or credential-seeking undergraduate enrollments. The graduate or transfer rate is drawn from IPEDS and represents the share of students who either graduate with a degree or credential from the institution or transfer to another institution within 8 years. The 8-year outcome is the only measure that includes information on transfer out. Detailed data guidance is provided at <http://go.unc.edu/countydata>

### Local Cross-Sector Promising Practice: Stokes Partnership for Children

The Stokes Partnership for Children, a non-profit organization led by local volunteers, provides programs and services for families and children in Stokes County, North Carolina.




We identified this example of an emerging cross-sector promising practice in partnership with local leaders. If you have additional examples you'd like to share with myFutureNC, please respond to this [short survey](#).

For more information about each indicator, including data sources and methodology, visit:

[dashboard.myfuturenc.org/county-data-and-resources/](https://dashboard.myfuturenc.org/county-data-and-resources/)




### ABOUT CAROLINA DEMOGRAPHY

Located within the Carolina Population Center at UNC-Chapel Hill, we use data and other available research to help you put a face or a story on the population-level changes facing your community. Our analysts provide a full array of demographic data and research services to inform decision making, evaluation, and policy across North Carolina, where we serve organizations and people in all 100 counties.

-  [ncdemography.org](http://ncdemography.org)
-  [demography@unc.edu](mailto:demography@unc.edu)
-  [@ncdemography](https://twitter.com/ncdemography)

### ABOUT MYFUTURENC

MyFutureNC is a statewide nonprofit organization focused on educational attainment and is the result of cross-sector collaboration between North Carolina leaders in education, business, and government. Our mission is to prepare North Carolina for the future by empowering individuals, strengthening communities, and ensuring our economic viability in a global economy.

-  [myfuturenc.org](http://myfuturenc.org)
-  [facebook.com/myfuturenc](https://facebook.com/myfuturenc)
-  [@myFutureNC](https://twitter.com/myFutureNC)