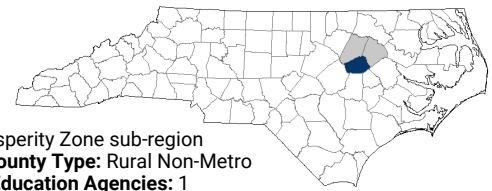


Wilson County

NC goal: 2 million by 2030
2020 County Attainment Profile



Updated: Aug 04 2021

INTRODUCTION

From birth to career, there are many opportunities to develop strategies and interventions to increase attainment and improve workforce alignment. Below are some key areas and indicators that highlight where interventions may be possible to improve overall educational attainment outcomes.

COUNTY OVERVIEW


Wilson County is in the **Rocky Mount-Wilson Prosperity Zone** sub-region. It's one of 50 rural non-metro counties in NC.

Overall, 6% of 25-44-year-olds in Wilson County have earned a master's degree or higher as their highest degree; 15% have a bachelor's degree; 11% have an associate degree; 23% have some college, no degree; 28% have a high school diploma; and 18% have less than a high school diploma.

2018 Population	81,949
2030 Population	87,939
K-12 Students (2019)	
Traditional Schools	11,024
Charter/Private/Home	3,712
Median Household Income	\$44,015
Child Poverty Rate	31%
Households with Broadband	74%

Building the Foundation: Pre-K to 8

High-quality early learning and strong academic progress in early years helps prepare children for future success.

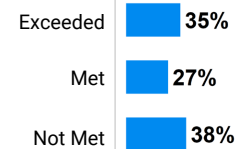
 Wilson County has 25 public schools with performance grades. Of these schools, 4 or 16% were classified as low performing in 2019.

How students in Wilson County traditional public schools are currently doing:

To meet state goals, Wilson County needs:

- **330 more eligible 4-year-olds** enrolled in NC Pre-K program (goal: 75% vs. 21%).
- **1,704 more 3-8 graders** earning college-and-career-ready scores (level 4 or 5) in reading (goal: 73% vs. 40%).
- **2,608 more 3-8 graders** earning college-and-career-ready scores (level 4 or 5) in math (goal: 86% vs. 36%).

Percent of Wilson County schools by academic growth status, 2019

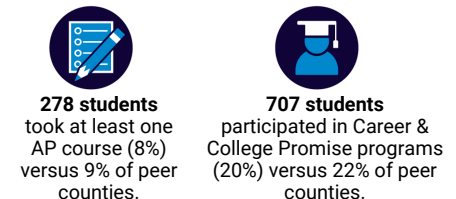


Ready for College & Career

High school completion is a crucial step on the pathway to postsecondary success or the beginnings of a career. Activities that prepare students to navigate the transition to postsecondary include gaining experience in college-level coursework and applying for financial assistance.

To meet state goals, Wilson County needs:


- **179 more 9th graders** to graduate within four years (goal: 95% vs. 77%).
- **172 more seniors** to complete the FAFSA (goal: 80% vs. 58%).
- **364 more students** to attend school regularly (goal: 11% chronic absenteeism vs. 14%).



Students in Wilson County completed **439 Career & Technical Education concentrations** in 2019. The top three CTE concentrations completed include Agricultural, Food, & Natural Resources; Hospitality & Tourism; and Health Science.

Postsecondary Access and Success

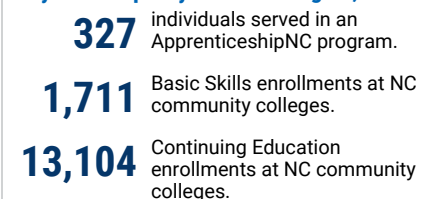
These metrics capture student progression and educational attainment from high school graduation to postsecondary completion. They indicate relative strengths and weaknesses of Wilson County at each stage of the postsecondary pipeline.

 Wilson County has a student-to-school counselor ratio of 298:1.

Among Wilson County high school graduates:


- **56% of graduates** enroll in a postsecondary institution within 12 months versus 57% of peer counties.
- **76% of students** who enroll persist to their second year versus 73% of peer counties.
- **51% of students** who enroll earn a degree or credential within 6 years versus 49% of peer counties.

In your Prosperity Zone sub-region, 2018-19:



Labor Market Outcomes

Lack of technical skills and lack of education are among the primary reasons why NC employers struggle to fill vacancies. These metrics capture labor market outcomes among recent graduates, the alignment between postsecondary degree production and labor market demand, and future job demands.

 13.5% of teens ages 16-19 are not working and not in school versus 8.9% of peer counties.

In your Prosperity Zone sub-region:

Public postsecondary institutions graduate **1,058 students per year**. After 5 years, 82% of 2013 graduates were employed in NC, earning an annual average wage of \$35,382.

69% of postsecondary degrees and credentials conferred by regional institutions are aligned with labor market needs. The top gaps are: **Health Science** (above and below bachelor's); **Finance** (bachelor's); and **Transportation, Distribution & Logistics** (below bachelor's).

There are **99,203 job openings** projected between 2017-2026. The top 3 in demand jobs with median wages of \$50,000 or more are: 1) **Registered Nurses**; 2) **General and Operations Managers**; 3) **First-Line Supervisors of Production and Operating Workers**.

Opportunities for Growth

Compared to rural non-metro counties and the state, these three areas represent the biggest opportunities for Wilson County to improve future attainment outcomes.



NC Pre-K Enrollment

21% of Wilson County eligible 4-year-olds are enrolled in NC Pre-K, below the rural non-metro county average of 64%.



High School Graduation

77% of Wilson County 9th graders complete high school in 4 years or less, below the rural non-metro county average of 86%.



Disconnected Youth

14% of Wilson County youth ages 16-19 are not working and not in school, above the rural non-metro county average of 9%.

Largest postsecondary institutions in your Prosperity Zone sub-region

Institution Name	Undergraduate Enrollments 2017-18	Graduate or Transfer in 8 Years
Total Enrollments	13,632	43%
Nash Community College	4,549	27%
Edgecombe Community College	2,967	15%
Wilson Community College	2,687	39%
North Carolina Wesleyan College	2,459	80%
Barton College	970	87%

Notes:

Enrollments reflect degree- or credential-seeking undergraduate enrollments. The graduate or transfer rate is drawn from IPEDS and represents the share of students who either graduate with a degree or credential from the institution or transfer to another institution within 8 years. The 8-year outcome is the only measure that includes information on transfer out.

Detailed data guidance is provided at <http://go.unc.edu/countydata>

Local Cross-Sector Promising Practice: Wilson Forward

Wilson Forward is a collaborative effort between government agencies, businesses and community leaders. The effort improves educational opportunities, health and wellness, and workforce development within Wilson County.

We identified this example of an emerging cross-sector promising practice in partnership with local leaders. If you have additional examples you'd like to share with myFutureNC, please respond to this [short survey](#).

For more information about each indicator, including data sources and methodology, visit:

dashboard.myfuturenc.org/county-data-and-resources/

ABOUT CAROLINA DEMOGRAPHY

Located within the Carolina Population Center at UNC-Chapel Hill, we use data and other available research to help you put a face or a story on the population-level changes facing your community. Our analysts provide a full array of demographic data and research services to inform decision making, evaluation, and policy across North Carolina, where we serve organizations and people in all 100 counties.


 ncdemography.org

 demography@unc.edu

 [@ncdemography](https://twitter.com/ncdemography)

ABOUT MYFUTURENC

MyFutureNC is a statewide nonprofit organization focused on educational attainment and is the result of cross-sector collaboration between North Carolina leaders in education, business, and government. Our mission is to prepare North Carolina for the future by empowering individuals, strengthening communities, and ensuring our economic viability in a global economy.

 myfuturenc.org

 facebook.com/myfuturenc

 [@myFutureNC](https://twitter.com/myFutureNC)