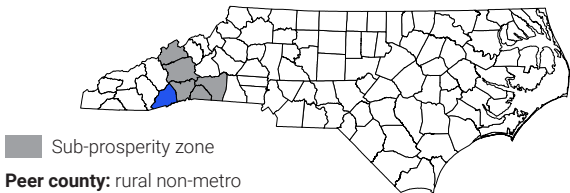


# Transylvania County

NC goal: 2 million by 2030  
Overview of postsecondary attainment pipeline



## INTRODUCTION

From birth to career, there are many opportunities to develop strategies and interventions to increase attainment and improve workforce alignment. Below are some key areas and indicators that highlight where interventions may be possible to improve overall educational attainment outcomes.

### Building the Foundation: Pre-K to 8

High-quality early learning helps prepare children for future success while academic progress in early school years often predicts later academic challenges.

Transylvania County has 8 public schools with performance grades. Of these schools, 0 or 0% were classified as low performing in 2019.

### Ready for Postsecondary

High school completion is a crucial step on the pathway to postsecondary success or the beginnings of a career. Activities that prepare students to navigate the transition to postsecondary include gaining experience in college-level coursework and applying for financial assistance.

### Postsecondary Access and Success

These metrics capture student progression and educational attainment from high school graduation to postsecondary completion. They indicate relative strengths and weaknesses of Transylvania County at each stage of the postsecondary pipeline.

### Labor Market Outcomes

Lack of technical skills and lack of education are among the primary reasons why NC employers struggle to fill vacancies. These metrics capture labor market outcomes among recent graduates, the alignment between postsecondary degree production and labor market demand, and future job demands.

## COUNTY OVERVIEW

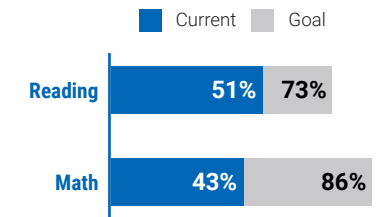
Transylvania County is in the Asheville sub-prosperity zone. It's one of 50 rural non-metro counties in NC. Overall, 33% of 25-44-year-olds in Transylvania County have earned an associate degree or higher, 25% have some college, no degree, and 41% have a high school diploma or less.

### How students in Transylvania County traditional public schools are currently doing:

To meet state goals, Transylvania County needs:

- **18 more eligible 4-year-olds** enrolled in NC Pre-K program (goal: 75% enrollment).
- **334 more 3-8 graders** earning college-and-career ready scores (level 4 or 5) in reading (goal: 73%).
- **660 more 3-8 graders** earning college-and-career ready scores (level 4 or 5) in math (goal: 86%).

2018 Population	35,115
2030 Projected Population	38,768
<b>K-13 Students (2019)</b>	
Traditional Schools	3,308
Charter/Private/Home	1,252
Median Household Income	\$51,398



To meet state goals, Transylvania County needs:

- **31 more 9th graders** to graduate within four years (goal: 95%).
- **51 more seniors** to complete the FAFSA (goal: 80%).
- **202 more students** to attend school regularly (goal: 11% chronic absenteeism).



**107 students**  
took at least one  
AP exam.



**221 students**  
participated in NC  
Community College dual  
enrollment programs.

Among Transylvania County high school graduates:

- **65%** enroll in a postsecondary institution within 12 months versus 57% of peer counties.
- **80% of students** who enroll persist to their second year versus 73% of peer counties.
- **52% of students** who enroll earn a degree or credential within 6 years versus 49% of peer counties.

### Largest Postsecondary Institutions in Your Sub-Prosperity Zone, 2018

Rank	School Name	Total Enrollments	Graduate or Transfer in 8 Years
	All Institutions	24,199	65%
1	Asheville-Buncombe Technical Community College	10,492	53%
2	University of North Carolina at Asheville	4,397	89%
3	Blue Ridge Community College	2,812	48%

Note: Detailed data guidance is provided at <http://go.unc.edu/countydata>

## HIGH IMPACT STRATEGIES

Compared to rural non-metro counties, these three areas represent the biggest opportunities for Transylvania County to improve future attainment outcomes.



### Dual Enrollments

20% of Transylvania high school students participated in NC Community College dual enrollment programs versus 26% in peer counties.



### Disconnected Youth

12% of Transylvania County youth ages 16-19 are not working and not in school versus 9% in peer counties.



### High School Graduation

85% of Transylvania County 9th graders complete high school in 4 years or less versus 86% in peer counties.

# WE NEED TO CLOSE THE EDUCATIONAL ATTAINMENT GAP IN NORTH CAROLINA.






**That starts with an ambitious goal: ensuring that by 2030,  
2 million North Carolinians ages 25-44 have a high-quality  
postsecondary degree or credential.**

**For more information about each indicator,  
including data sources and methodology, visit  
[dashboard.myfuturenc.org](https://dashboard.myfuturenc.org)**




## **ABOUT CAROLINA DEMOGRAPHY**

Located within the Carolina Population Center at UNC-Chapel Hill, we use data and other available research to help you put a face or a story on the population-level changes facing your community. Our analysts provide a full array of demographic data and research services to inform decision-making, evaluation, and policy across North Carolina, where we serve organizations and people in all 100 counties.

 [ncdemography.org](https://ncdemography.org)  
 [demography@unc.edu](mailto:demography@unc.edu)  
 [@ncdemography](https://twitter.com/ncdemography)

## **ABOUT MYFUTURENC**

MyFutureNC is a statewide nonprofit organization focused on educational attainment and is the result of cross-sector collaboration between North Carolina leaders in education, business, and government. Our mission is to prepare North Carolina for the future by empowering individuals, strengthening communities, and ensuring our economic viability in a global economy.

 [myfuturenc.org](https://myfuturenc.org)  
 [facebook.com/myfuturenc](https://facebook.com/myfuturenc)  
 [@myFutureNC](https://twitter.com/myFutureNC)