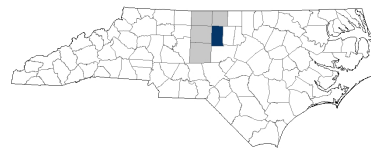


# Alamance County

**2030 NC Degree Attainment Goal: 2 million (67%)**  
**2030 Proposed Alamance County Attainment Goal: 25,925 (54%)**



Greensboro  
 Prosperity Zone Sub-Region  
**Peer County Type:** Suburban  
**Local Education Agencies:** 1  
**Charter Schools:** 4

## Population Spotlight

2010 Census: 151,131  
 2020 Census: 171,415  
 Change: 20,284

## Growth Rate

**13.4%** vs. **9.5%**  
 County State

**\$53,220**  
 Median Household Income (2020)

**20.4%**  
 Child Poverty Rate (2020)

**88%**  
 Households with Broadband (2020)

**67%**  
 Home Owners (2020)

**77%**  
 Voter Registration Rate (2021)

**4.8%**  
 Unemployment Rate (2021)


## Educational Attainment

Alamance County residents ages 25-44, 2021

Less than high school High school graduate (including GED) Some college, no credential Short-term credential Associate degree Bachelor's degree Graduate or professional degree

**No Degree**  
**54.1%**  
 21,973

**Have Degree or Credential**  
**45.9%**  
 18,664



Note: Numbers may add to more than 100% due to rounding

## Top Opportunities for Growth

These three areas represent the biggest opportunities for Alamance County to improve future attainment outcomes.



### Math Performance

25% of Alamance County 3-8 graders earn college-and-career-ready scores in Math, below the suburban county average of 34%.



### Chronic Absenteeism

34% of Alamance County students are chronically absent from school, above the suburban county average of 26%.

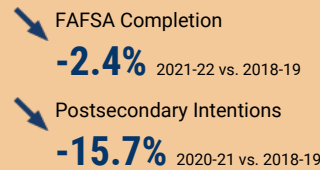
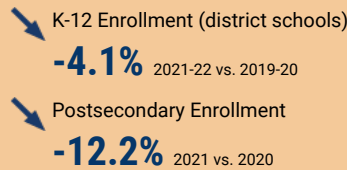


### Reading Performance

22% of Alamance County 3-8 graders earn college-and-career-ready scores in Reading, below the suburban county average of 30%.

## Impact of Covid-19 on Education Pipeline

Covid-19 has affected critical transition points along the education continuum.



## Data Disruptions

- College-and-Career-Ready in Reading
- College-and-Career-Ready in Math
- Chronic Absenteeism



[ncdemography.org](http://ncdemography.org)

## ACADEMIC READINESS

### How students in Alamance County traditional schools are currently doing:

To meet state goals, each year Alamance County needs:

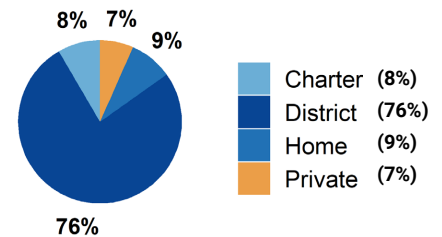
- 46%** of eligible 4-year-olds **enrolled in NC Pre-K program**; 302 more needed to meet state goal of **75%**. 2022
- 22%** of 3-8 graders are earning college-and-career-ready scores (level 4 or 5) in **reading**; 5,281 more needed to meet state goal of **73%**. 2022
- 25%** of 3-8 graders are earning college-and-career-ready scores (level 4 or 5) in **math**; 6,342 more needed to meet state goal of **86%**. 2022
- 87%** of 9th graders **graduate within four years**; 141 more needed to meet state goal of **95%**. 2021
- 34%** of students are **chronically absent from school**; 4,914 less needed to meet state goal of **11%**. 2021

Alamance County has a **student-to-school counselor ratio** of 365:1 versus 336:1 in peer counties. 2021

### School Choice

28,675 total students were enrolled in K-12 in Alamance County in the 2021-22 school year.

Note: This profile focuses on outcomes of students enrolled in district schools.



### Career and College Preparation

**951 high school students** took at least one **AP course** (**15%**) versus **15%** in peer counties (2021).

**618 graduates** participated in **Career & College Promise programs** (**38%**) versus **33%** in peer counties (2021).

Students in Alamance County completed **1,063 Career & Technical Education concentrations** in 2021. The top three CTE concentrations completed include Arts, Audio/Video Technology, & Communications; Human Services; and Health Science.

## COLLEGE & CAREER ACCESS

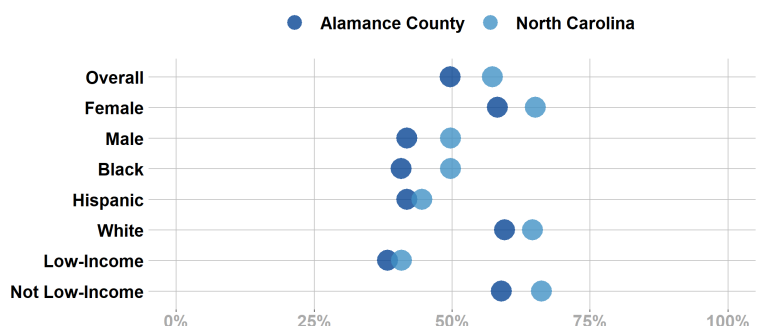
**56%** of seniors **completed the FAFSA** in 2022; 357 more need to complete in 2022 to meet state goal of **80%**. 2022  
<https://www.myfuturenc.org/ourwork/first-in-fafsa/>

**63%** of graduates reported **intentions to enroll** in a postsecondary institution versus 75% in peer counties. 2021

**48%** of graduates **enrolled in a postsecondary institution** within 12 months versus 55% in peer counties. 2021

**61%** of Alamance County students have **parents with no college degree** (either 2- or 4-year) versus 49% in peer counties.

### Postsecondary Enrollment Rates for Select Groups in Alamance County, 2021



Note: Outcomes for demographic groups with fewer than 10 students are not displayed.

## Success of Alamance County High School Graduates


### Top destinations of graduates, 2016-2020

- **41%** of college-goers attended a **public 4-year college**
  - **13%** of college-goers attended a **private 4-year college**
  - **46%** of college-goers attended a **public 2-year college**
  - **<5%** of college-goers attended a **private 2-year college**
  - **93%** of college-goers attended an **in-state college**
- **74%** of students who enroll **persist to their second year** versus 77% in peer counties. 2021
  - **58%** of students who enroll **earn a degree or credential** within 6 years versus 60% in peer counties. 2021

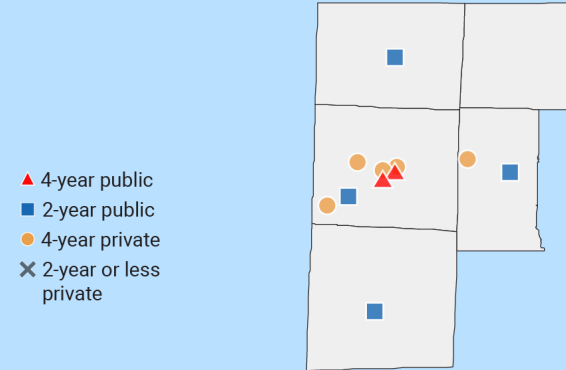
## Adult Learners

### Alamance County resident enrollments in NC Community Colleges, 2021

- 587** Basic Skills
- 2,329** Continuing Education
- 3,468** Curriculum

 **15%** of Alamance County residents have **student loan debt**; **10%** of debt holders had **student loans in default**. 2020

## Postsecondary assets in Greensboro Prosperity Zone sub-region



0 45mi

### Degree Credentials Awarded, 2021

**3,440** certificate | **2,827** associate | **8,443** bachelor's

## In your Prosperity Zone Sub-Region:

**85.2%**

of postsecondary degrees and credentials conferred by regional institutions are **aligned with labor market needs**.

### Top areas of misalignment:

- Transportation, Distribution & Logistics** (below bachelor's)
- Health Science** (below bachelor's and bachelor's)
- Business Management & Administration** (bachelor's)


**891** Individuals served in an ApprenticeshipNC program in 2020

### UNC and NC Community College Outcomes:

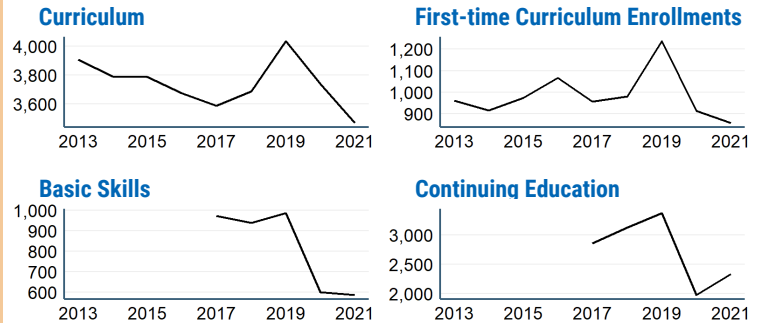
- 8,468** graduates in 2020
- 73%** of 2016 graduates were employed in NC in 2021
- \$41,353** annual average earnings of graduates employed in NC (includes both part-time and full-time jobs)

### In 2021 your Workforce Development Board served:

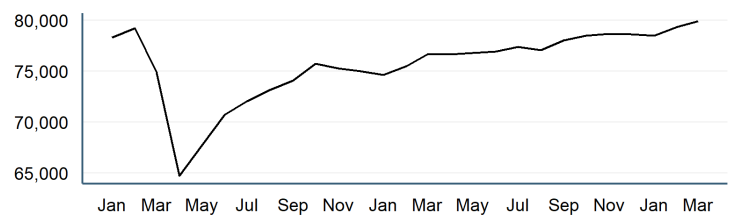
- 10,802** in Basic Services
- 5,263** in Career Services
- 467** in Education Services

 **10.1%** of young adults ages 16-24 in Alamance County were **not working and not in school** versus **11.2%** in peer counties. 2019

## Impact of Covid-19 on NC Community College Enrollment



## Number of Alamance County residents employed, January 2020 to March 2022



## Promising Attainment Practices

The new **Promising Attainment Practices Database** is a curated, searchable, and filterable collection of about 250 county, region, and state-level initiatives and programs that directly address various components of the state's attainment challenge. The Database allows local and regional initiative leaders and other stakeholders to identify groups across the state who are developing or operating initiatives designed to boost attainment.

Follow link to discover how Alamance County has been meeting local needs:

[https://dashboard.myfuturenc.org/promising-attainment-practices/?wdt\\_search=Alamance](https://dashboard.myfuturenc.org/promising-attainment-practices/?wdt_search=Alamance)

For more information about each indicator, including data sources and methodology, visit:

[dashboard.myfuturenc.org/county-data-and-resources/](https://dashboard.myfuturenc.org/county-data-and-resources/)