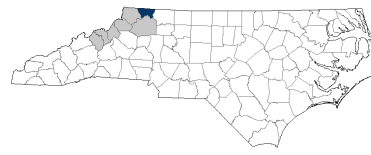


Allegheny County

2030 NC Degree Attainment Goal: 2 million (67%)
2030 Proposed Allegheny County Attainment Goal: 1,066 (38%)



Boone-Wilkesboro
 Prosperity Zone Sub-Region
Peer County Type: Rural Non-Metro
Local Education Agencies: 1
Charter Schools: 0

Population Spotlight

2010 Census: 11,155
 2020 Census: 10,888
 Change: -267

Growth Rate

-2.4% County vs. **9.5%** State

\$39,916
 Median Household Income (2020)

39.8%
 Child Poverty Rate (2020)

81%
 Households with Broadband (2020)

79%
 Home Owners (2020)

74%
 Voter Registration Rate (2021)

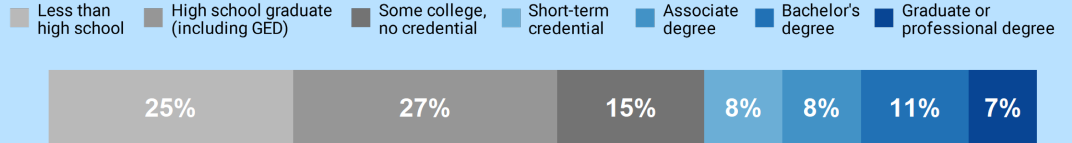
4.6%
 Unemployment Rate (2021)

Educational Attainment

Allegheny County residents ages 25-44, 2021

No Degree
66.8%
 1,469

Have Degree or Credential
33.2%
 731



Note: Numbers may add to more than 100% due to rounding

Top Opportunities for Growth

These three areas represent the biggest opportunities for Allegheny County to improve future attainment outcomes.



Postsecondary Completion

53% of Allegheny County high school graduates who enroll in postsecondary earn a degree or credential within 6 years, below the rural non-metro county average of 55%.



Reading Performance

22% of Allegheny County 3-8 graders earn college-and-career-ready scores in Reading, below the rural non-metro county average of 24%.

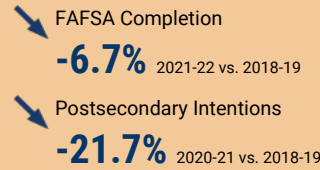
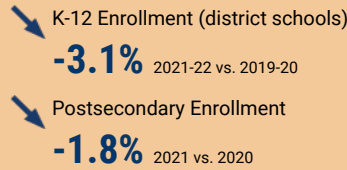


Adult Learners

18% of Allegheny County adults 25-44 have some college, no degree, above the rural non-metro county average of 17%.

Impact of Covid-19 on Education Pipeline

Covid-19 has affected critical transition points along the education continuum.



Data Disruptions

- College-and-Career-Ready in Reading
- College-and-Career-Ready in Math
- Chronic Absenteeism



ncdemography.org

ACADEMIC READINESS

How students in Allegheny County traditional schools are currently doing:

To meet state goals, each year Allegheny County needs:

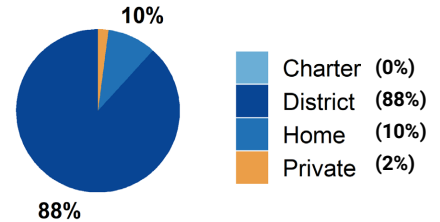
- Allegheny County has met the goal for **Pre-K enrollment**. (Goal: **75%**). 2022
- **22%** of 3-8 graders are earning college-and-career-ready scores (level 4 or 5) in **reading**; 309 more needed to meet state goal of **73%**. 2022
- **28%** of 3-8 graders are earning college-and-career-ready scores (level 4 or 5) in **math**; 349 more needed to meet state goal of **86%**. 2022
- **88%** of 9th graders **graduate within four years**; 8 more needed to meet state goal of **95%**. 2021
- Allegheny County has met the goal for **chronic absenteeism**. (Goal: **11%**). 2021

Allegheny County has a **student-to-school counselor ratio** of 322:1 versus 318:1 in peer counties. 2021

School Choice

1,503 total students were enrolled in K-12 in Allegheny County in the 2021-22 school year.

Note: This profile focuses on outcomes of students enrolled in district schools.



Career and College Preparation

Fewer than 10 high school students took at least one **AP course (<5%)** versus **7%** in peer counties (2021).

60 graduates participated in **Career & College Promise programs (64%)** versus **49%** in peer counties (2021).

Students in Allegheny County completed **99 Career & Technical Education concentrations** in 2021. The top three CTE concentrations completed include Arts, Audio/Video Technology, & Communications; Agricultural, Food, & Natural Resources; and Human Services.

COLLEGE & CAREER ACCESS

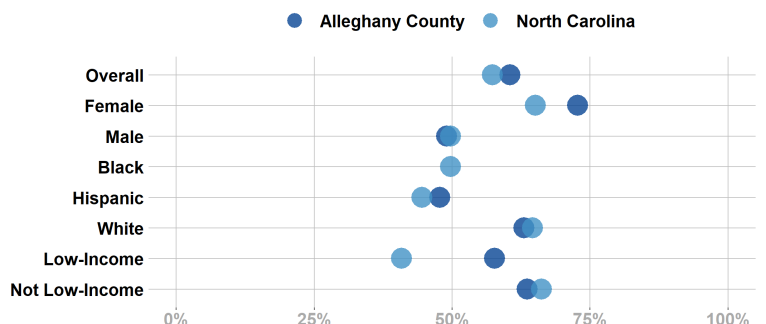
• **60%** of seniors **completed the FAFSA** in 2022; 17 more need to complete in 2022 to meet state goal of **80%**. 2022
<https://www.myfuturenc.org/ourwork/first-in-fafsa/>

• **69%** of graduates reported **intentions to enroll** in a postsecondary institution versus 69% in peer counties. 2021

• **59%** of graduates **enrolled in a postsecondary institution** within 12 months versus 50% in peer counties. 2021

60% of Allegheny County students have **parents with no college degree** (either 2- or 4-year) versus 59% in peer counties.

Postsecondary Enrollment Rates for Select Groups in Allegheny County, 2021



Note: Outcomes for demographic groups with fewer than 10 students are not displayed.

Success of Allegheny County High School Graduates

Top destinations of graduates, 2016-2020

- 25% of college-goers attended a **public 4-year college**
 - 8% of college-goers attended a **private 4-year college**
 - 67% of college-goers attended a **public 2-year college**
 - <5% of college-goers attended a **private 2-year college**
 - 94% of college-goers attended an **in-state college**
- 77% of students who enroll **persist to their second year** versus 73% in peer counties. 2021
 - 53% of students who enroll **earn a degree or credential** within 6 years versus 55% in peer counties. 2021

Adult Learners

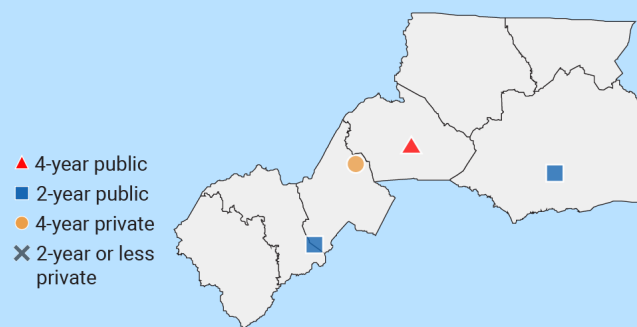
Allegheny County resident enrollments in NC Community Colleges, 2021

- 31 Basic Skills
- 199 Continuing Education
- 194 Curriculum



7% of Allegheny County residents have **student loan debt**; 8% of debt holders had **student loans in default**. 2020

Postsecondary assets in Boone-Wilkesboro Prosperity Zone sub-region



0 45mi

Degree Credentials Awarded, 2021

1,077 certificate | 547 associate | 4,433 bachelor's

In your Prosperity Zone Sub-Region:

84.0%

of postsecondary degrees and credentials conferred by regional institutions are **aligned with labor market needs**.

Top areas of misalignment:

- Health Science** (below and above bachelor's)
- Transportation, Distribution & Logistics** (below bachelor's)
- Business Management & Administration** (bachelor's)

17 Individuals served in an ApprenticeshipNC program in 2020

UNC and NC Community College Outcomes:

- 5,202 graduates in 2020
- 69% of 2016 graduates were employed in NC in 2021
- \$44,421 annual average earnings of graduates employed in NC (includes both part-time and full-time jobs)

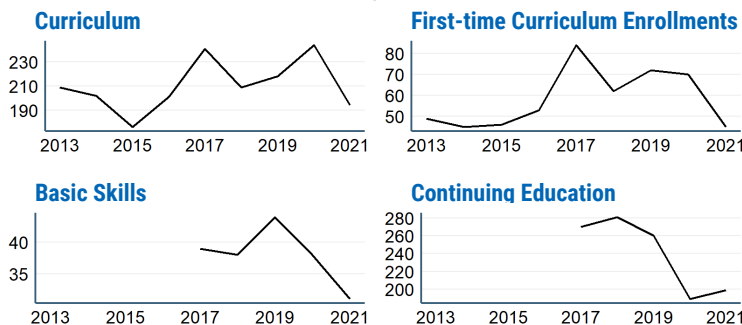
In 2021 your Workforce Development Board served:

- 3,616 in Basic Services
- 1,617 in Career Services
- 245 in Education Services

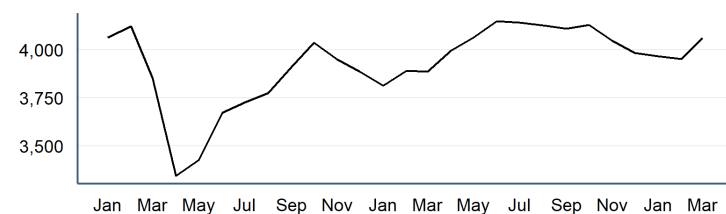


16.0% of young adults ages 16-24 in Allegheny County were **not working and not in school** versus 15.2% in peer counties. 2019

Impact of Covid-19 on NC Community College Enrollment



Number of Allegheny County residents employed, January 2020 to March 2022



Promising Attainment Practices

The new **Promising Attainment Practices Database** is a curated, searchable, and filterable collection of about 250 county, region, and state-level initiatives and programs that directly address various components of the state's attainment challenge. The Database allows local and regional initiative leaders and other stakeholders to identify groups across the state who are developing or operating initiatives designed to boost attainment.

Follow link to discover how Allegheny County has been meeting local needs:

https://dashboard.myfuturenc.org/promising-attainment-practices/?wdt_search=Allegheny

For more information about each indicator, including data sources and methodology, visit:

dashboard.myfuturenc.org/county-data-and-resources/