

Beaufort County



Greenville
Prosperity Zone Sub-Region
Peer County Type: Rural Non-Metro
Local Education Agencies: 1
Charter Schools: 1

2030 NC Degree Attainment Goal: 2 million (67%)
2030 Proposed Beaufort County Attainment Goal: 5,588 (53%)

Population Spotlight

2010 Census: 47,759
2020 Census: 44,652
Change: -3,107

Growth Rate

-6.5% County vs. **9.5%** State

\$50,253
Median Household Income (2020)

29.0%
Child Poverty Rate (2020)

82%
Households with Broadband (2020)

72%
Home Owners (2020)

77%
Voter Registration Rate (2021)

4.8%
Unemployment Rate (2021)

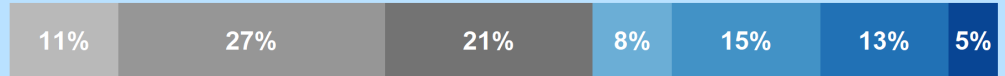
Educational Attainment

Beaufort County residents ages 25-44, 2021

No Degree
60.0%
5,516

Have Degree or Credential
40.0%
3,682

Less than high school | High school graduate (including GED) | Some college, no credential | Short-term credential | Associate degree | Bachelor's degree | Graduate or professional degree



Note: Numbers may add to more than 100% due to rounding

Top Opportunities for Growth

These three areas represent the biggest opportunities for Beaufort County to improve future attainment outcomes.



NC Pre-K Enrollment

47% of Beaufort County eligible 4-year-olds are enrolled in NC Pre-K, below the rural non-metro county average of 68%.



Adult Learners

22% of Beaufort County adults 25-44 have some college, no degree, above the rural non-metro county average of 17%.

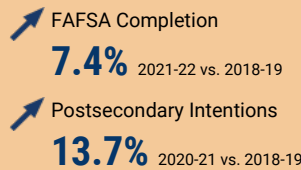
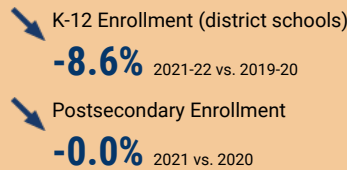


Postsecondary Completion

52% of Beaufort County high school graduates who enroll in postsecondary earn a degree or credential within 6 years, below the rural non-metro county average of 55%.

Impact of Covid-19 on Education Pipeline

Covid-19 has affected critical transition points along the education continuum.



Data Disruptions

- College-and-Career-Ready in Reading
- College-and-Career-Ready in Math
- Chronic Absenteeism



ncdemography.org

ACADEMIC READINESS

How students in Beaufort County traditional schools are currently doing:

To meet state goals, each year Beaufort County needs:

- 47% of eligible 4-year-olds **enrolled in NC Pre-K program**; 80 more needed to meet state goal of 75%. 2022
- 23% of 3-8 graders are earning college-and-career-ready scores (level 4 or 5) in **reading**; 1,345 more needed to meet state goal of 73%. 2022
- 30% of 3-8 graders are earning college-and-career-ready scores (level 4 or 5) in **math**; 1,516 more needed to meet state goal of 86%. 2022
- 86% of 9th graders **graduate within four years**; 43 more needed to meet state goal of 95%. 2021
- 24% of students are **chronically absent from school**; 743 less needed to meet state goal of 11%. 2021

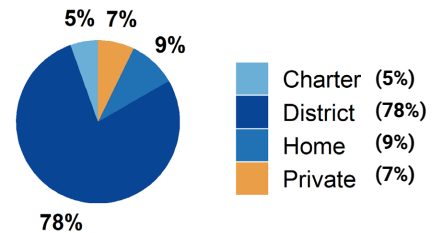


Beaufort County has a **student-to-school counselor ratio** of 345:1 versus 318:1 in peer counties. 2021

School Choice

7,415 total students were enrolled in K-12 in Beaufort County in the 2021-22 school year.

Note: This profile focuses on outcomes of students enrolled in district schools.



Career and College Preparation

150 high school students took at least one **AP course (8%)** versus 7% in peer counties (2021).

184 graduates participated in **Career & College Promise programs (42%)** versus 49% in peer counties (2021).

Students in Beaufort County completed **158 Career & Technical Education concentrations** in 2021. The top three CTE concentrations completed include Manufacturing; Human Services; and Health Science.

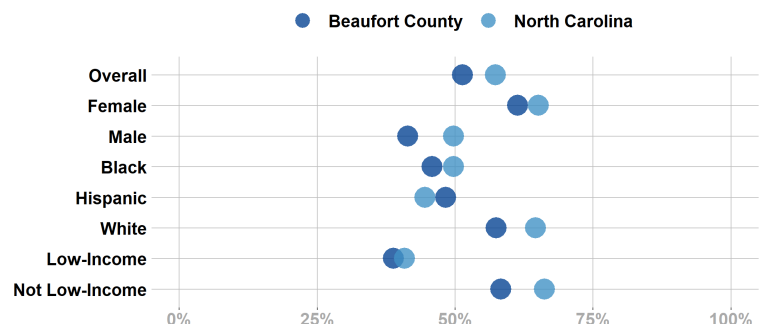
COLLEGE & CAREER ACCESS

- 54% of seniors **completed the FAFSA** in 2022; 96 more need to complete in 2022 to meet state goal of 80%. 2022
<https://www.myfuturenc.org/ourwork/first-in-fafsa/>
- 80% of graduates reported **intentions to enroll** in a postsecondary institution versus 69% in peer counties. 2021
- 49% of graduates **enrolled in a postsecondary institution** within 12 months versus 50% in peer counties. 2021



58% of Beaufort County students have **parents with no college degree** (either 2- or 4-year) versus 59% in peer counties.

Postsecondary Enrollment Rates for Select Groups in Beaufort County, 2021



Note: Outcomes for demographic groups with fewer than 10 students are not displayed.

POSTSECONDARY COMPLETION

Success of Beaufort County High School Graduates


Top destinations of graduates, 2016-2020

- **33%** of college-goers attended a **public 4-year college**
 - **12%** of college-goers attended a **private 4-year college**
 - **53%** of college-goers attended a **public 2-year college**
 - **<5%** of college-goers attended a **private 2-year college**
 - **95%** of college-goers attended an **in-state college**
- **71%** of students who enroll **persist to their second year** versus 73% in peer counties. 2021
 - **52%** of students who enroll **earn a degree or credential** within 6 years versus 55% in peer counties. 2021

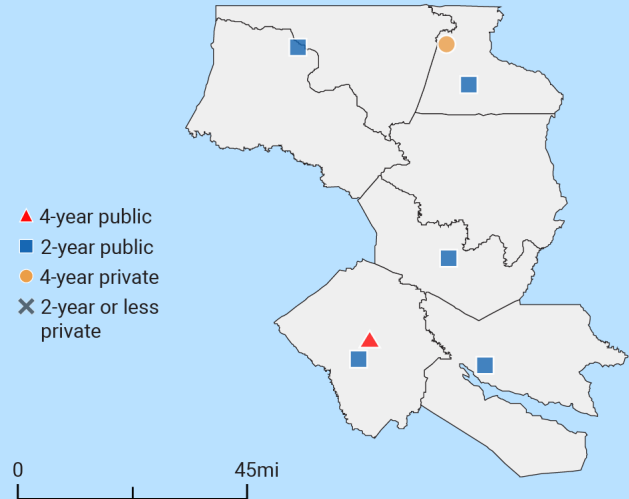
Adult Learners

Beaufort County resident enrollments in NC Community Colleges, 2021

- 164** Basic Skills
- 967** Continuing Education
- 1,392** Curriculum

 **12%** of Beaufort County residents have **student loan debt**; **17%** of debt holders had **student loans in default**. 2020

Postsecondary assets in Greenville Prosperity Zone sub-region



Degree Credentials Awarded, 2021

1,760 certificate | **1,942** associate | **5,306** bachelor's

LABOR MARKET ALIGNMENT

In your Prosperity Zone Sub-Region:

86.0%

of postsecondary degrees and credentials conferred by regional institutions are **aligned with labor market needs**.

Top areas of misalignment:

- Health Science** (below bachelor's and bachelor's)
- Transportation, Distribution & Logistics** (below bachelor's)
- Business Management & Administration** (bachelor's)


402 Individuals served in an ApprenticeshipNC program in 2020

UNC and NC Community College Outcomes:

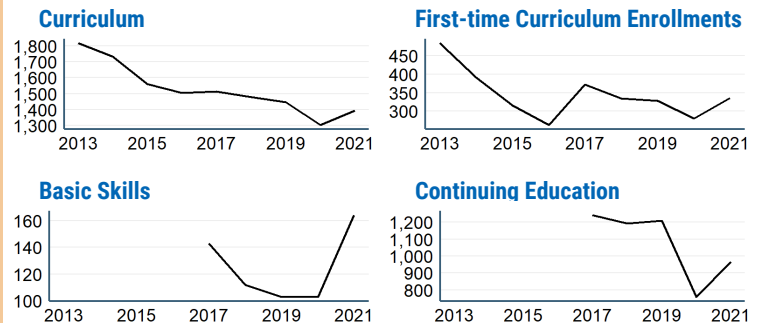
- 7,374** graduates in 2020
- 71%** of 2016 graduates were employed in NC in 2021
- \$46,194** annual average earnings of graduates employed in NC (includes both part-time and full-time jobs)

In 2021 your Workforce Development Board served:

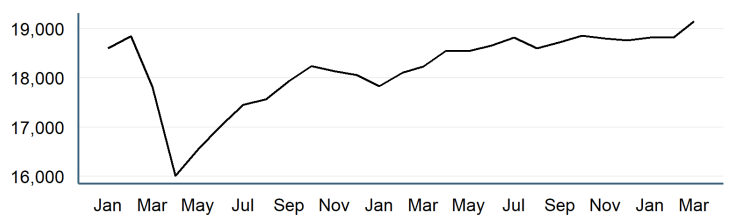
- 8,737** in Basic Services
- 4,829** in Career Services
- 278** in Education Services

 **13.5%** of young adults ages 16-24 in Beaufort County were **not working and not in school** versus **15.2%** in peer counties. 2019

Impact of Covid-19 on NC Community College Enrollment



Number of Beaufort County residents employed, January 2020 to March 2022



Promising Attainment Practices

The new **Promising Attainment Practices Database** is a curated, searchable, and filterable collection of about 250 county, region, and state-level initiatives and programs that directly address various components of the state's attainment challenge. The Database allows local and regional initiative leaders and other stakeholders to identify groups across the state who are developing or operating initiatives designed to boost attainment.

Follow link to discover how Beaufort County has been meeting local needs:

https://dashboard.myfuturenc.org/promising-attainment-practices/?wdt_search=Beaufort

For more information about each indicator, including data sources and methodology, visit:

dashboard.myfuturenc.org/county-data-and-resources/