

Bertie County



Greenville
Prosperity Zone Sub-Region
Peer County Type: Rural Non-Metro
Local Education Agencies: 1
Charter Schools: 1

2030 NC Degree Attainment Goal: 2 million (67%)
2030 Proposed Bertie County Attainment Goal: 2,372 (47%)

Population Spotlight

2010 Census: 21,282
2020 Census: 17,934
Change: -3,348

Growth Rate

-15.7% vs. **9.5%**
County State

\$41,889
Median Household Income (2020)

31.7%
Child Poverty Rate (2020)

69%
Households with Broadband (2020)

75%
Home Owners (2020)

71%
Voter Registration Rate (2021)

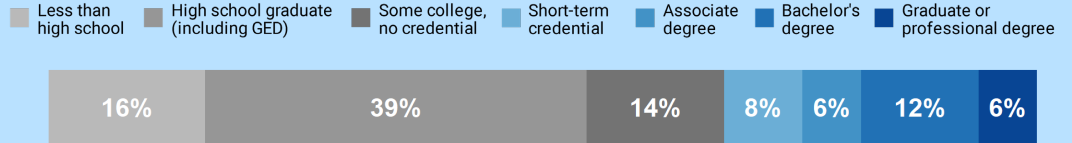
5.9%
Unemployment Rate (2021)

Educational Attainment

Bertie County residents ages 25-44, 2021

No Degree
68.7%
2,866

Have Degree or Credential
31.3%
1,308



Note: Numbers may add to more than 100% due to rounding

Top Opportunities for Growth

These three areas represent the biggest opportunities for Bertie County to improve future attainment outcomes.



Math Performance

10% of Bertie County 3-8 graders earn college-and-career-ready scores in Math, below the rural non-metro county average of 26%.



FAFSA Completion

40% of Bertie County high school seniors complete the FAFSA, below the rural non-metro county average of 55%.

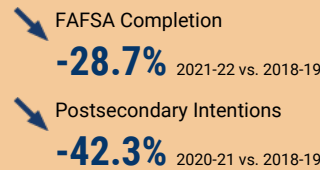
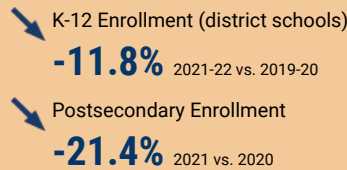


Postsecondary Completion

42% of Bertie County high school graduates who enroll in postsecondary earn a degree or credential within 6 years, below the rural non-metro county average of 55%.

Impact of Covid-19 on Education Pipeline

Covid-19 has affected critical transition points along the education continuum.



Data Disruptions

- College-and-Career-Ready in Reading
- College-and-Career-Ready in Math
- Chronic Absenteeism



ncdemography.org

ACADEMIC READINESS

How students in Bertie County traditional schools are currently doing:

To meet state goals, each year Bertie County needs:

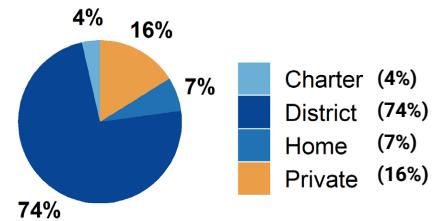
- Bertie County has met the goal for **Pre-K enrollment**. (Goal: **75%**). 2022
- **17%** of 3-8 graders are earning college-and-career-ready scores (level 4 or 5) in **reading**; 462 more needed to meet state goal of **73%**. 2022
- **10%** of 3-8 graders are earning college-and-career-ready scores (level 4 or 5) in **math**; 628 more needed to meet state goal of **86%**. 2022
- **83%** of 9th graders **graduate within four years**; 20 more needed to meet state goal of **95%**. 2021
- **32%** of students are **chronically absent from school**; 385 less needed to meet state goal of **11%**. 2021

Bertie County has a **student-to-school counselor ratio** of 257:1 versus 318:1 in peer counties. 2021

School Choice

2,378 total students were enrolled in K-12 in Bertie County in the 2021-22 school year.

Note: This profile focuses on outcomes of students enrolled in district schools.



Career and College Preparation

Fewer than 10 high school students took at least one **AP course (<5%)** versus 7% in peer counties (2021).



90 graduates participated in **Career & College Promise programs (67%)** versus 49% in peer counties (2021).

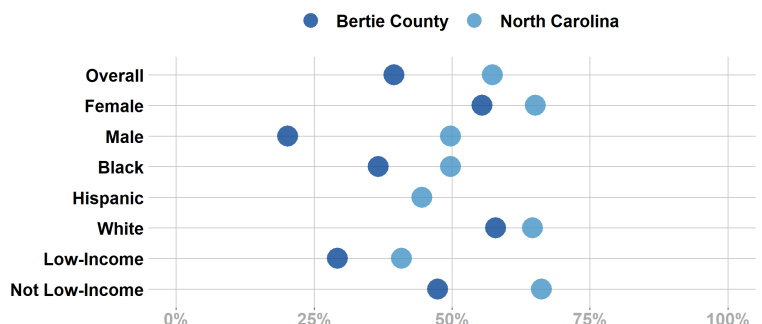
Students in Bertie County completed **90 Career & Technical Education concentrations** in 2021. The top three CTE concentrations completed include Human Services; Agricultural, Food, & Natural Resources; and Business Management & Administration.

COLLEGE & CAREER ACCESS

- **40%** of seniors **completed the FAFSA** in 2022; 58 more need to complete in 2022 to meet state goal of **80%**. 2022
<https://www.myfuturenc.org/ourwork/first-in-fafsa/>
- **42%** of graduates reported **intentions to enroll** in a postsecondary institution versus 69% in peer counties. 2021
- **38%** of graduates **enrolled in a postsecondary institution** within 12 months versus 50% in peer counties. 2021

62% of Bertie County students have **parents with no college degree** (either 2- or 4-year) versus 59% in peer counties.

Postsecondary Enrollment Rates for Select Groups in Bertie County, 2021



Note: Outcomes for demographic groups with fewer than 10 students are not displayed.

Success of Bertie County High School Graduates

Top destinations of graduates, 2016-2020

- 41% of college-goers attended a **public 4-year college**
- 17% of college-goers attended a **private 4-year college**
- 42% of college-goers attended a **public 2-year college**
- <5% of college-goers attended a **private 2-year college**
- 95% of college-goers attended an **in-state college**

- 66% of students who enroll **persist to their second year** versus 73% in peer counties. 2021
- 42% of students who enroll **earn a degree or credential** within 6 years versus 55% in peer counties. 2021

Adult Learners

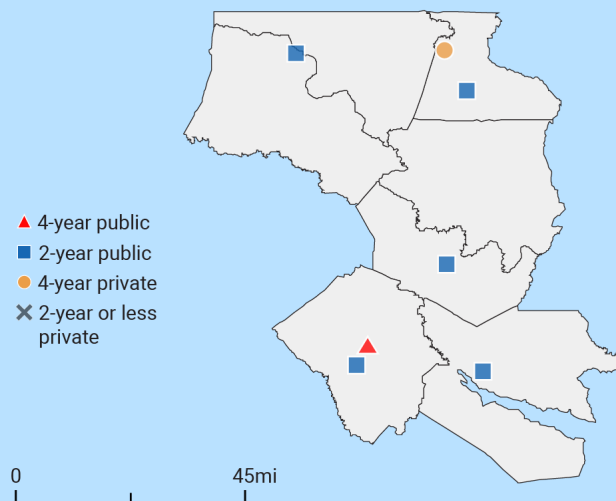
Bertie County resident enrollments in NC Community Colleges, 2021

- 91 Basic Skills
- 372 Continuing Education
- 493 Curriculum



16% of Bertie County residents have **student loan debt**; 22% of debt holders had **student loans in default**. 2020

Postsecondary assets in Greenville Prosperity Zone sub-region



Degree Credentials Awarded, 2021

1,760 certificate | 1,942 associate | 5,306 bachelor's

In your Prosperity Zone Sub-Region:

86.0%

of postsecondary degrees and credentials conferred by regional institutions are **aligned with labor market needs**.

Top areas of misalignment:

- Health Science** (below bachelor's and bachelor's)
- Transportation, Distribution & Logistics** (below bachelor's)
- Business Management & Administration** (bachelor's)

402 Individuals served in an ApprenticeshipNC program in 2020

UNC and NC Community College Outcomes:

- 7,374 graduates in 2020
- 71% of 2016 graduates were employed in NC in 2021
- \$46,194 annual average earnings of graduates employed in NC (includes both part-time and full-time jobs)

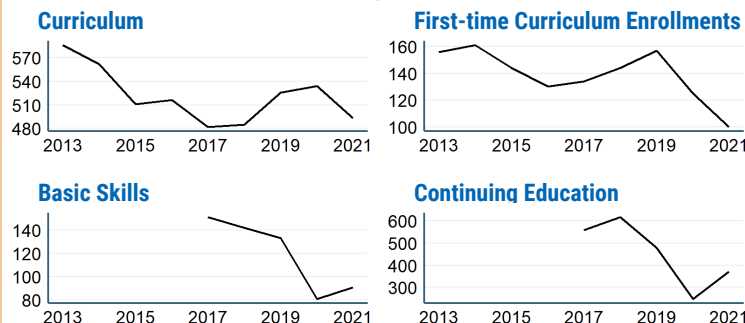
In 2021 your Workforce Development Board served:

- 8,737 in Basic Services
- 4,829 in Career Services
- 278 in Education Services

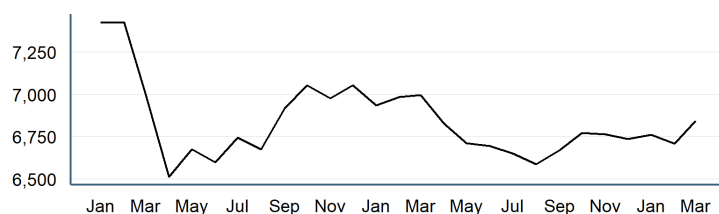


18.5% of young adults ages 16-24 in Bertie County were **not working and not in school** versus 15.2% in peer counties. 2019

Impact of Covid-19 on NC Community College Enrollment



Number of Bertie County residents employed, January 2020 to March 2022



Promising Attainment Practices

The new **Promising Attainment Practices Database** is a curated, searchable, and filterable collection of about 250 county, region, and state-level initiatives and programs that directly address various components of the state's attainment challenge. The Database allows local and regional initiative leaders and other stakeholders to identify groups across the state who are developing or operating initiatives designed to boost attainment.

Follow link to discover how Bertie County has been meeting local needs:

https://dashboard.myfuturenc.org/promising-attainment-practices/?wdt_search=Bertie

For more information about each indicator, including data sources and methodology, visit:

dashboard.myfuturenc.org/county-data-and-resources/