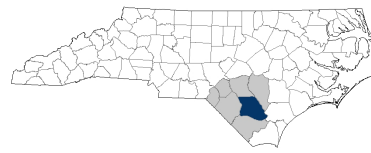


Bladen County



Fayetteville-Lumberton Prosperity Zone Sub-Region
Peer County Type: Rural Non-Metro
Local Education Agencies: 1
Charter Schools: 2

2030 NC Degree Attainment Goal: 2 million (67%)
2030 Proposed Bladen County Attainment Goal: 4,501 (51%)

Population Spotlight

2010 Census: 35,190
 2020 Census: 29,606
 Change: -5,584

Growth Rate

-15.9% vs. **9.5%**
 County State

\$43,664
 Median Household Income (2020)

34.4%
 Child Poverty Rate (2020)

85%
 Households with Broadband (2020)

70%
 Home Owners (2020)

71%
 Voter Registration Rate (2021)

5.8%
 Unemployment Rate (2021)

Educational Attainment

Bladen County residents ages 25-44, 2021

No Degree
67.7%
 4,502

Have Degree or Credential
32.3%
 2,146

■ Less than high school
 ■ High school graduate (including GED)
 ■ Some college, no credential
 ■ Short-term credential
 ■ Associate degree
 ■ Bachelor's degree
 ■ Graduate or professional degree



Note: Numbers may add to more than 100% due to rounding

Top Opportunities for Growth

These three areas represent the biggest opportunities for Bladen County to improve future attainment outcomes.



Math Performance

13% of Bladen County 3-8 graders earn college-and-career-ready scores in Math, below the rural non-metro county average of 26%.



FAFSA Completion

44% of Bladen County high school seniors complete the FAFSA, below the rural non-metro county average of 55%.

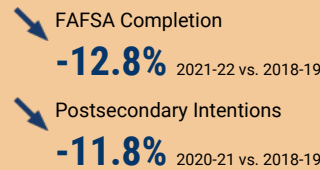
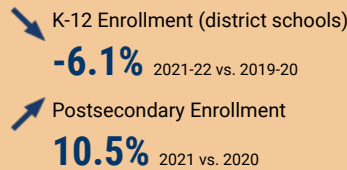


Reading Performance

15% of Bladen County 3-8 graders earn college-and-career-ready scores in Reading, below the rural non-metro county average of 24%.

Impact of Covid-19 on Education Pipeline

Covid-19 has affected critical transition points along the education continuum.



Data Disruptions

- College-and-Career-Ready in Reading
- College-and-Career-Ready in Math
- Chronic Absenteeism



ncdemography.org

ACADEMIC READINESS

How students in Bladen County traditional schools are currently doing:

To meet state goals, each year Bladen County needs:

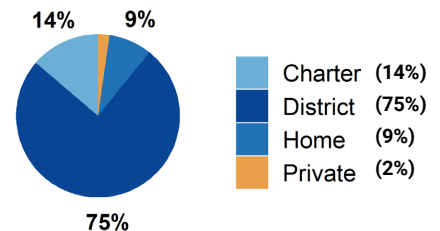
- Bladen County has met the goal for **Pre-K enrollment**. (Goal: **75%**). 2022
- **15%** of 3-8 graders are earning college-and-career-ready scores (level 4 or 5) in **reading**; 938 more needed to meet state goal of **73%**. 2022
- **13%** of 3-8 graders are earning college-and-career-ready scores (level 4 or 5) in **math**; 1,176 more needed to meet state goal of **86%**. 2022
- **92%** of 9th graders **graduate within four years**; 12 more needed to meet state goal of **95%**. 2021
- **26%** of students are **chronically absent from school**; 585 less needed to meet state goal of **11%**. 2021

Bladen County has a **student-to-school counselor ratio** of 322:1 versus 318:1 in peer counties. 2021

School Choice

5,077 total students were enrolled in K-12 in Bladen County in the 2021-22 school year.

Note: This profile focuses on outcomes of students enrolled in district schools.



Career and College Preparation

28 high school students took at least one **AP course** (<5%) versus **7%** in peer counties (2021).

174 graduates participated in **Career & College Promise programs** (**55%**) versus **49%** in peer counties (2021).

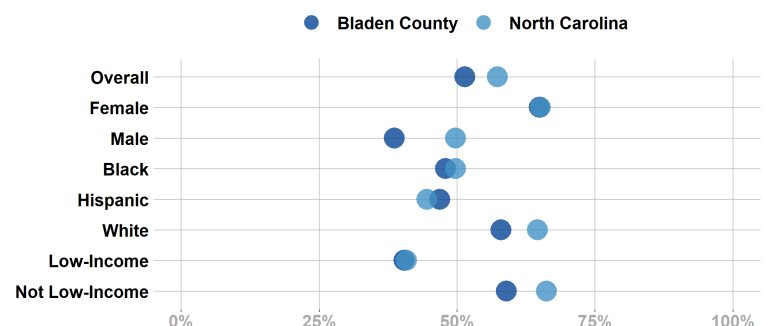
Students in Bladen County completed **336 Career & Technical Education concentrations** in 2021. The top three CTE concentrations completed include Health Science; Human Services; and Agricultural, Food, & Natural Resources.

COLLEGE & CAREER ACCESS

- **44%** of seniors **completed the FAFSA** in 2022; 114 more need to complete in 2022 to meet state goal of **80%**. 2022
<https://www.myfuturenc.org/ourwork/first-in-fafsa/>
- **62%** of graduates reported **intentions to enroll** in a postsecondary institution versus 69% in peer counties. 2021
- **49%** of graduates **enrolled in a postsecondary institution** within 12 months versus 50% in peer counties. 2021

70% of Bladen County students have **parents with no college degree** (either 2- or 4-year) versus 59% in peer counties.

Postsecondary Enrollment Rates for Select Groups in Bladen County, 2021



Note: Outcomes for demographic groups with fewer than 10 students are not displayed.

Success of Bladen County High School Graduates

Top destinations of graduates, 2016-2020

- **36%** of college-goers attended a **public 4-year college**
- **9%** of college-goers attended a **private 4-year college**
- **53%** of college-goers attended a **public 2-year college**
- **<5%** of college-goers attended a **private 2-year college**
- **95%** of college-goers attended an **in-state college**

• **74%** of students who enroll **persist to their second year** versus 73% in peer counties. 2021

• **47%** of students who enroll **earn a degree or credential** within 6 years versus 55% in peer counties. 2021

Adult Learners

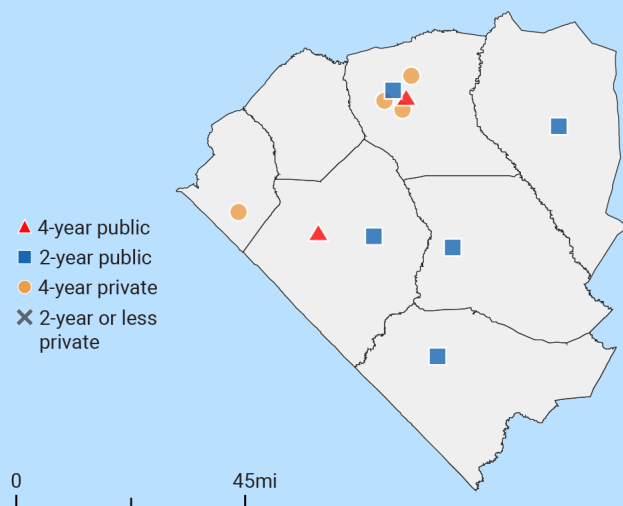
Bladen County resident enrollments in NC Community Colleges, 2021

- 98** Basic Skills
- 633** Continuing Education
- 898** Curriculum



13% of Bladen County residents have **student loan debt**; **16%** of debt holders had **student loans in default**. 2020

Postsecondary assets in Fayetteville-Lumberton Prosperity Zone sub-region



Degree Credentials Awarded, 2021

2,584 certificate | **3,044** associate | **2,900** bachelor's

In your Prosperity Zone Sub-Region:

80.4%

of postsecondary degrees and credentials conferred by regional institutions are **aligned with labor market needs**.

Top areas of misalignment:

- Transportation, Distribution & Logistics** (below bachelor's)
- Business Management & Administration** (bachelor's)
- Information Technology** (bachelor's)

1,855 Individuals served in an ApprenticeshipNC program in 2020

UNC and NC Community College Outcomes:

- 5,664** graduates in 2020
- 56%** of 2016 graduates were employed in NC in 2021
- \$38,415** annual average earnings of graduates employed in NC (includes both part-time and full-time jobs)

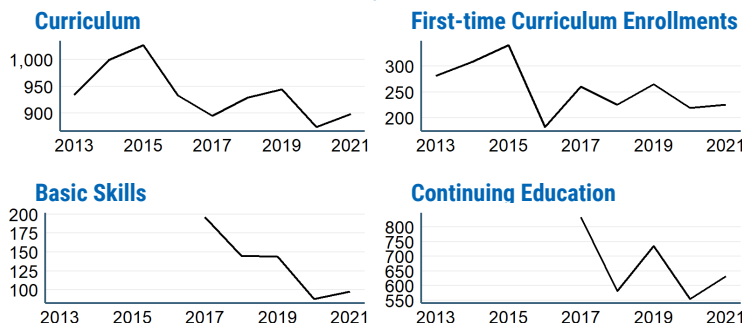
In 2021 your Workforce Development Board served:

- 10,858** in Basic Services
- 5,285** in Career Services
- 715** in Education Services

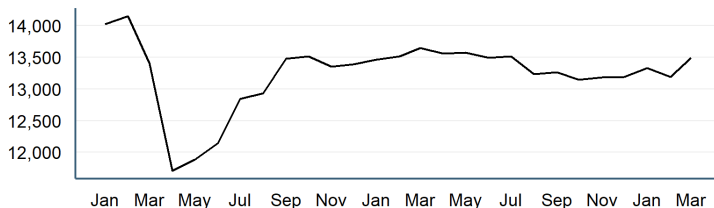


22.4% of young adults ages 16-24 in Bladen County were **not working and not in school** versus **15.2%** in peer counties. 2019

Impact of Covid-19 on NC Community College Enrollment



Number of Bladen County residents employed, January 2020 to March 2022



Promising Attainment Practices

The new **Promising Attainment Practices Database** is a curated, searchable, and filterable collection of about 250 county, region, and state-level initiatives and programs that directly address various components of the state's attainment challenge. The Database allows local and regional initiative leaders and other stakeholders to identify groups across the state who are developing or operating initiatives designed to boost attainment.

Follow link to discover how Bladen County has been meeting local needs:

https://dashboard.myfuturenc.org/promising-attainment-practices/?wdt_search=Bladen

For more information about each indicator, including data sources and methodology, visit:

dashboard.myfuturenc.org/county-data-and-resources/