

Brunswick County



Wilmington
Prosperity Zone Sub-Region
Peer County Type: Rural Metro
Local Education Agencies: 1
Charter Schools: 2

2030 NC Degree Attainment Goal: 2 million (67%)
2030 Proposed Brunswick County Attainment Goal: 22,373 (62%)

Population Spotlight

2010 Census: 107,431
2020 Census: 136,693
Change: 29,262

Growth Rate

27.2% vs. **9.5%**
County State

\$64,371
Median Household Income (2020)

15.9%
Child Poverty Rate (2020)

92%
Households with Broadband (2020)

83%
Home Owners (2020)

82%
Voter Registration Rate (2021)

6.0%
Unemployment Rate (2021)


Educational Attainment

Brunswick County residents ages 25-44, 2021

No Degree
52.2%
12,791

Have Degree or Credential
47.8%
11,714

Less than high school | High school graduate (including GED) | Some college, no credential | Short-term credential | Associate degree | Bachelor's degree | Graduate or professional degree



Note: Numbers may add to more than 100% due to rounding

Top Opportunities for Growth

These three areas represent the biggest opportunities for Brunswick County to improve future attainment outcomes.



Earning College Credit in High School
32% of Brunswick County graduates participated in the Career & College Promise programs, below the rural metro county average of 43%. Also, 8% of high school students took at least one AP exam, below the peer county average of 9%.



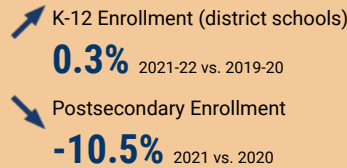
NC Pre-K Enrollment
49% of Brunswick County eligible 4-year-olds are enrolled in NC Pre-K, below the rural metro county average of 59%.



High School Graduation
84% of Brunswick County 9th graders complete high school in 4 years or less, below the rural metro county average of 87%.

Impact of Covid-19 on Education Pipeline

Covid-19 has affected critical transition points along the education continuum.



Data Disruptions

- College-and-Career-Ready in Reading
- College-and-Career-Ready in Math
- Chronic Absenteeism



ncdemography.org

ACADEMIC READINESS

How students in Brunswick County traditional schools are currently doing:

To meet state goals, each year Brunswick County needs:

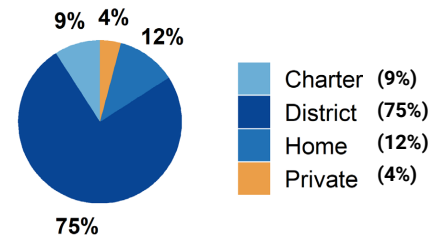
- 49%** of eligible 4-year-olds **enrolled in NC Pre-K program**; 137 more needed to meet state goal of **75%**. 2022
- 29%** of 3-8 graders are earning college-and-career-ready scores (level 4 or 5) in **reading**; 2,569 more needed to meet state goal of **73%**. 2022
- 35%** of 3-8 graders are earning college-and-career-ready scores (level 4 or 5) in **math**; 2,949 more needed to meet state goal of **86%**. 2022
- 84%** of 9th graders **graduate within four years**; 121 more needed to meet state goal of **95%**. 2021
- 27%** of students are **chronically absent from school**; 1,942 less needed to meet state goal of **11%**. 2021

Brunswick County has a **student-to-school counselor ratio** of 352:1 versus 362:1 in peer counties. 2021

School Choice

16,830 total students were enrolled in K-12 in Brunswick County in the 2021-22 school year.

Note: This profile focuses on outcomes of students enrolled in district schools.



Career and College Preparation

327 high school students took at least one **AP course (8%)** versus **9%** in peer counties (2021).

291 graduates participated in **Career & College Promise programs (32%)** versus **43%** in peer counties (2021).

Students in Brunswick County completed **300 Career & Technical Education concentrations** in 2021. The top three CTE concentrations completed include Human Services; Health Science; and Agricultural, Food, & Natural Resources.

COLLEGE & CAREER ACCESS

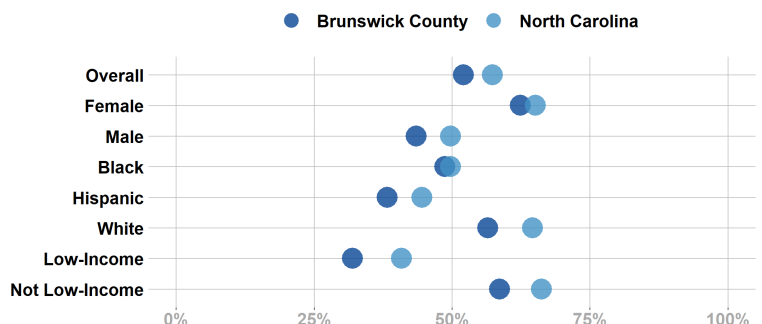
53% of seniors **completed the FAFSA** in 2022; 236 more need to complete in 2022 to meet state goal of **80%**. 2022
<https://www.myfuturenc.org/ourwork/first-in-fafsa/>

72% of graduates reported **intentions to enroll** in a postsecondary institution versus 69% in peer counties. 2021

50% of graduates **enrolled in a postsecondary institution** within 12 months versus 49% in peer counties. 2021

57% of Brunswick County students have **parents with no college degree** (either 2- or 4-year) versus 58% in peer counties.

Postsecondary Enrollment Rates for Select Groups in Brunswick County, 2021



Note: Outcomes for demographic groups with fewer than 10 students are not displayed.

Success of Brunswick County High School Graduates

Top destinations of graduates, 2016-2020

- 37% of college-goers attended a **public 4-year college**
 - 9% of college-goers attended a **private 4-year college**
 - 53% of college-goers attended a **public 2-year college**
 - <5% of college-goers attended a **private 2-year college**
 - 93% of college-goers attended an **in-state college**
- 76% of students who enroll **persist to their second year** versus 73% in peer counties. 2021
 - 56% of students who enroll **earn a degree or credential** within 6 years versus 57% in peer counties. 2021

Adult Learners

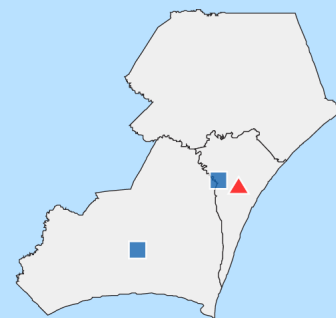
Brunswick County resident enrollments in NC Community Colleges, 2021

284	Basic Skills
1,496	Continuing Education
2,210	Curriculum




11% of Brunswick County residents have **student loan debt**; 9% of debt holders had **student loans in default**. 2020

Postsecondary assets in Wilmington Prosperity Zone sub-region



- ▲ 4-year public
- 2-year public
- 4-year private
- ✕ 2-year or less private



Degree Credentials Awarded, 2021

1,154 certificate | **1,686** associate | **3,936** bachelor's

In your Prosperity Zone Sub-Region:

85.4%

of postsecondary degrees and credentials conferred by regional institutions are **aligned with labor market needs**.

Top areas of misalignment:

- Transportation, Distribution & Logistics** (below bachelor's)
- Health Science** (below bachelor's)
- Finance** (bachelor's)

273 Individuals served in an ApprenticeshipNC program in 2020

UNC and NC Community College Outcomes:

- 5,768** graduates in 2020
- 66%** of 2016 graduates were employed in NC in 2021
- \$44,807** annual average earnings of graduates employed in NC (includes both part-time and full-time jobs)

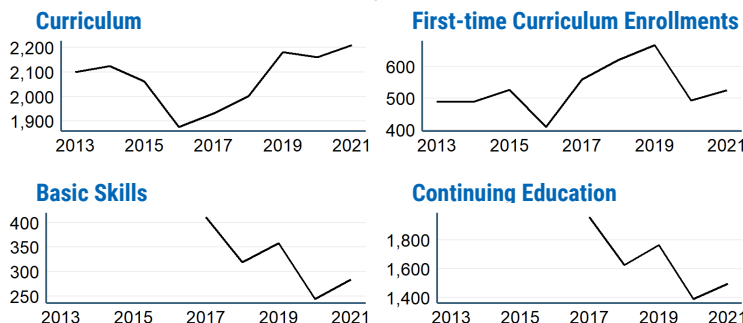
In 2021 your Workforce Development Board served:

- 8,319** in Basic Services
- 4,329** in Career Services
- 501** in Education Services

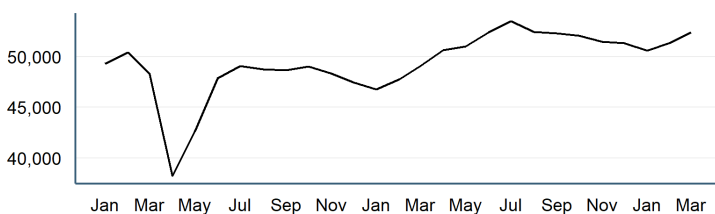


15.2% of young adults ages 16-24 in Brunswick County were **not working and not in school** versus 15.2% in peer counties. 2019

Impact of Covid-19 on NC Community College Enrollment



Number of Brunswick County residents employed, January 2020 to March 2022



Promising Attainment Practices

The new **Promising Attainment Practices Database** is a curated, searchable, and filterable collection of about 250 county, region, and state-level initiatives and programs that directly address various components of the state's attainment challenge. The Database allows local and regional initiative leaders and other stakeholders to identify groups across the state who are developing or operating initiatives designed to boost attainment.

Follow link to discover how Brunswick County has been meeting local needs:

https://dashboard.myfuturenc.org/promising-attainment-practices/?wdt_search=Brunswick

For more information about each indicator, including data sources and methodology, visit:

dashboard.myfuturenc.org/county-data-and-resources/