

Burke County



Hickory
Prosperity Zone Sub-Region
Peer County Type: Rural Metro
Local Education Agencies: 1
Charter Schools: 1

2030 NC Degree Attainment Goal: 2 million (67%)
2030 Proposed Burke County Attainment Goal: 9,970 (43%)

Population Spotlight

2010 Census: 90,912
2020 Census: 87,570
Change: -3,342

Growth Rate

-3.7% County vs. **9.5%** State

\$48,729
Median Household Income (2020)

28.4%
Child Poverty Rate (2020)

83%
Households with Broadband (2020)

75%
Home Owners (2020)

70%
Voter Registration Rate (2021)

4.5%
Unemployment Rate (2021)

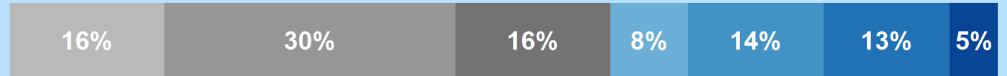
Educational Attainment

Burke County residents ages 25-44, 2021

No Degree
61.7%
12,858

Have Degree or Credential
38.3%
7,996

Less than high school High school graduate (including GED) Some college, no credential Short-term credential Associate degree Bachelor's degree Graduate or professional degree



Note: Numbers may add to more than 100% due to rounding

Top Opportunities for Growth

These three areas represent the biggest opportunities for Burke County to improve future attainment outcomes.



Opportunity Youth

22% of Burke County youth ages 16-24 are not working and not in school, above the rural metro county average of 15%.



FAFSA Completion

51% of Burke County high school seniors complete the FAFSA, below the rural metro county average of 54%.

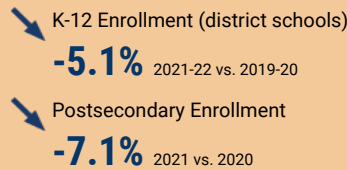


Transition to Postsecondary

50% of Burke County seniors enroll in postsecondary within 12 months of graduation, below the state average of 55%.

Impact of Covid-19 on Education Pipeline

Covid-19 has affected critical transition points along the education continuum.



Data Disruptions

- College-and-Career-Ready in Reading
- College-and-Career-Ready in Math
- Chronic Absenteeism



ncdemography.org

ACADEMIC READINESS

How students in Burke County traditional schools are currently doing:

To meet state goals, each year Burke County needs:

- **64%** of eligible 4-year-olds **enrolled in NC Pre-K program**; 69 more needed to meet state goal of **75%**. 2022
- **28%** of 3-8 graders are earning college-and-career-ready scores (level 4 or 5) in **reading**; 2,344 more needed to meet state goal of **73%**. 2022
- **34%** of 3-8 graders are earning college-and-career-ready scores (level 4 or 5) in **math**; 2,698 more needed to meet state goal of **86%**. 2022
- **91%** of 9th graders **graduate within four years**; 36 more needed to meet state goal of **95%**. 2021
- **26%** of students are **chronically absent from school**; 1,716 less needed to meet state goal of **11%**. 2021

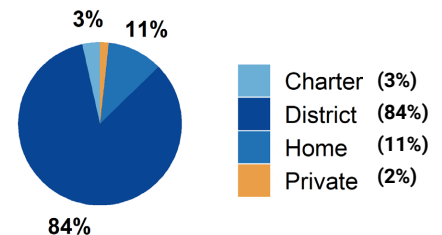


Burke County has a **student-to-school counselor ratio** of 352:1 versus 362:1 in peer counties. 2021

School Choice

13,470 total students were enrolled in K-12 in Burke County in the 2021-22 school year.

Note: This profile focuses on outcomes of students enrolled in district schools.



Career and College Preparation

447 high school students took at least one **AP course** (12%) versus 9% in peer counties (2021).

429 graduates participated in **Career & College Promise programs** (49%) versus 43% in peer counties (2021).

Students in Burke County completed **358 Career & Technical Education concentrations** in 2021. The top three CTE concentrations completed include Human Services; Health Science; and Architecture and Construction.

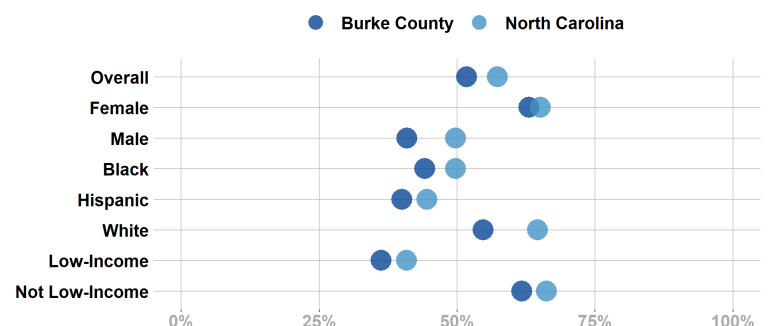
COLLEGE & CAREER ACCESS

- **51%** of seniors **completed the FAFSA** in 2022; 222 more need to complete in 2022 to meet state goal of **80%**. 2022
<https://www.myfuturenc.org/ourwork/first-in-fafsa/>
- **72%** of graduates reported **intentions to enroll** in a postsecondary institution versus 69% in peer counties. 2021
- **50%** of graduates **enrolled in a postsecondary institution** within 12 months versus 49% in peer counties. 2021



62% of Burke County students have **parents with no college degree** (either 2- or 4-year) versus 58% in peer counties.

Postsecondary Enrollment Rates for Select Groups in Burke County, 2021



Note: Outcomes for demographic groups with fewer than 10 students are not displayed.

Success of Burke County High School Graduates

Top destinations of graduates, 2016-2020

- 34% of college-goers attended a **public 4-year college**
 - 14% of college-goers attended a **private 4-year college**
 - 52% of college-goers attended a **public 2-year college**
 - <5% of college-goers attended a **private 2-year college**
 - 94% of college-goers attended an **in-state college**
- 77% of students who enroll **persist to their second year** versus 73% in peer counties. 2021
 - 59% of students who enroll **earn a degree or credential** within 6 years versus 57% in peer counties. 2021

Adult Learners

Burke County resident enrollments in NC Community Colleges, 2021

- 318 Basic Skills
- 1,255 Continuing Education
- 1,865 Curriculum



11% of Burke County residents have **student loan debt**; 10% of debt holders had **student loans in default**. 2020

In your Prosperity Zone Sub-Region:

70.2%

of postsecondary degrees and credentials conferred by regional institutions are **aligned with labor market needs**.

Top areas of misalignment:

- Health Science** (bachelor's and below bachelor's)
- Transportation, Distribution & Logistics** (below bachelor's)
- Business Management & Administration** (bachelor's)

359 Individuals served in an ApprenticeshipNC program in 2020

UNC and NC Community College Outcomes:

- 2,139 graduates in 2020
- 80% of 2016 graduates were employed in NC in 2021
- \$37,952 annual average earnings of graduates employed in NC (includes both part-time and full-time jobs)

In 2021 your Workforce Development Board served:


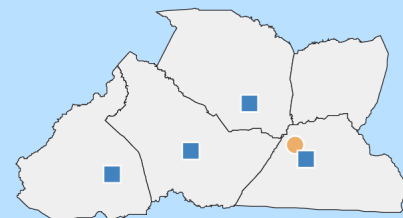
- 7,184 in Basic Services
- 2,684 in Career Services
- 378 in Education Services



22.2% of young adults ages 16-24 in Burke County were **not working and not in school** versus 15.2% in peer counties. 2019

Postsecondary assets in Hickory Prosperity Zone sub-region

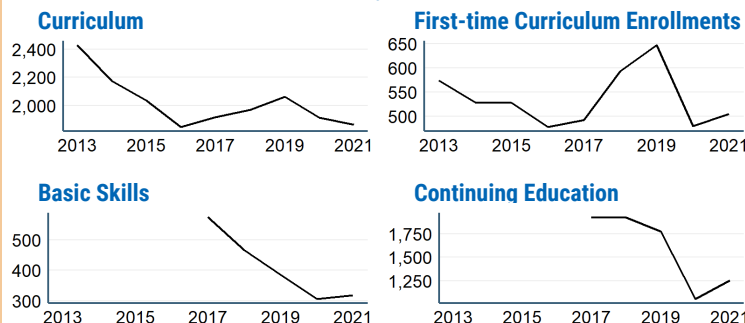
- ▲ 4-year public
- 2-year public
- 4-year private
- ✕ 2-year or less private



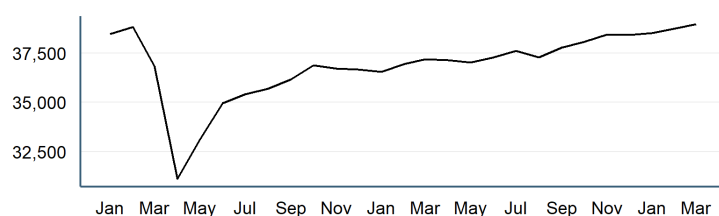
Degree Credentials Awarded, 2021

1,578 certificate | 2,135 associate | 352 bachelor's

Impact of Covid-19 on NC Community College Enrollment



Number of Burke County residents employed, January 2020 to March 2022



Promising Attainment Practices

The new **Promising Attainment Practices Database** is a curated, searchable, and filterable collection of about 250 county, region, and state-level initiatives and programs that directly address various components of the state's attainment challenge. The Database allows local and regional initiative leaders and other stakeholders to identify groups across the state who are developing or operating initiatives designed to boost attainment.

Follow link to discover how Burke County has been meeting local needs:

https://dashboard.myfuturenc.org/promising-attainment-practices/?wdt_search=Burke

For more information about each indicator, including data sources and methodology, visit:

dashboard.myfuturenc.org/county-data-and-resources/