

# Cabarrus County

**2030 NC Degree Attainment Goal: 2 million (67%)**  
**2030 Proposed Cabarrus County Attainment Goal: 49,862 (73%)**



Charlotte  
 Prosperity Zone Sub-Region  
 Peer County Type: Suburban  
 Local Education Agencies: 2  
 Charter Schools: 4

## Population Spotlight

2010 Census: 178,011  
 2020 Census: 225,804  
 Change: 47,793

## Growth Rate

**26.9%** vs. **9.5%**  
 County State

**\$79,736**  
 Median Household Income (2020)

**13.1%**  
 Child Poverty Rate (2020)

**92%**  
 Households with Broadband (2020)

**73%**  
 Home Owners (2020)

**83%**  
 Voter Registration Rate (2021)

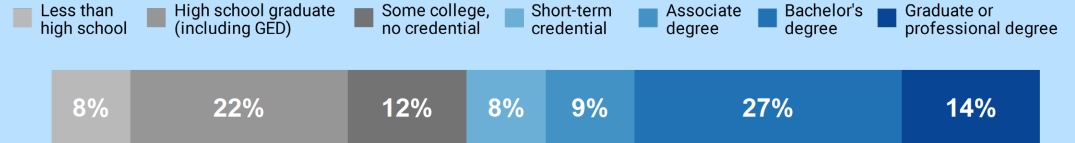
**4.4%**  
 Unemployment Rate (2021)

## Educational Attainment

Cabarrus County residents ages 25-44, 2021

**No Degree**  
**42.3%**  
 25,169

**Have Degree or Credential**  
**57.7%**  
 34,369



Note: Numbers may add to more than 100% due to rounding

## Top Opportunities for Growth

These three areas represent the biggest opportunities for Cabarrus County to improve future attainment outcomes.



### NC Pre-K Enrollment

38% of Cabarrus County eligible 4-year-olds are enrolled in NC Pre-K, below the suburban county average of 45%.



### School Counselors

Cabarrus County has a student-to-school counselor ratio of 386:1, above the suburban county average of 336:1.

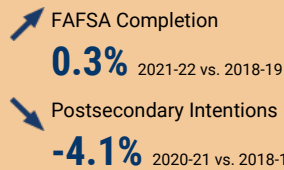
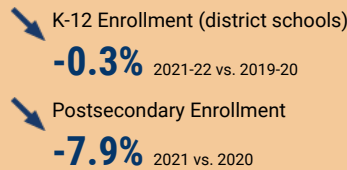


### First-Year Persistence

75% of Cabarrus County high school graduates who enroll in postsecondary persist to their second year, below the suburban county average of 77%.

## Impact of Covid-19 on Education Pipeline

Covid-19 has affected critical transition points along the education continuum.



## Data Disruptions

- College-and-Career-Ready in Reading
- College-and-Career-Ready in Math
- Chronic Absenteeism



[ncdemography.org](http://ncdemography.org)

## ACADEMIC READINESS

### How students in Cabarrus County traditional schools are currently doing:

To meet state goals, each year Cabarrus County needs:

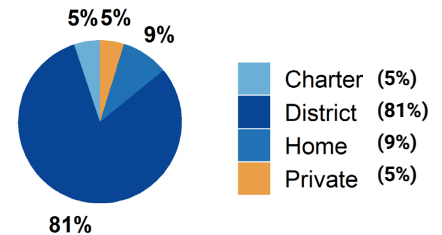
- 38% of eligible 4-year-olds **enrolled in NC Pre-K program**; 355 more needed to meet state goal of 75%. 2022
- 34% of 3-8 graders are earning college-and-career-ready scores (level 4 or 5) in **reading**; 6,828 more needed to meet state goal of 73%. 2022
- 41% of 3-8 graders are earning college-and-career-ready scores (level 4 or 5) in **math**; 8,033 more needed to meet state goal of 86%. 2022
- 91% of 9th graders **graduate within four years**; 133 more needed to meet state goal of 95%. 2021
- 21% of students are **chronically absent from school**; 3,558 less needed to meet state goal of 11%. 2021

Cabarrus County has a **student-to-school counselor ratio** of 386:1 versus 336:1 in peer counties. 2021

### School Choice

46,713 total students were enrolled in K-12 in Cabarrus County in the 2021-22 school year.

Note: This profile focuses on outcomes of students enrolled in district schools.



### Career and College Preparation

**1,703 high school students** took at least one AP course (14%) versus 15% in peer counties (2021).

**1,077 graduates** participated in Career & College Promise programs (38%) versus 33% in peer counties (2021).

Students in Cabarrus County completed **1,517 Career & Technical Education concentrations** in 2021. The top three CTE concentrations completed include Health Science; Human Services; and Science, Technology, Engineering, & Mathematics.

## COLLEGE & CAREER ACCESS

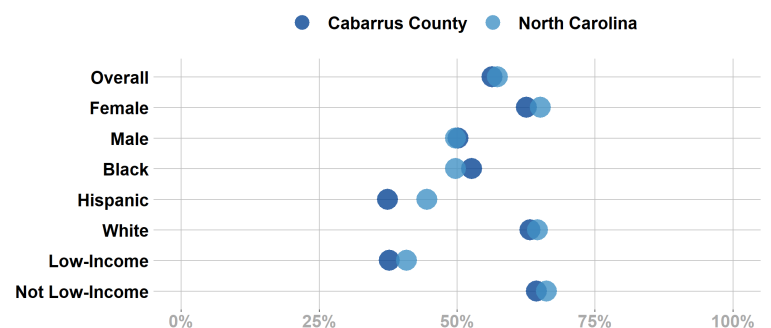
60% of seniors **completed the FAFSA** in 2022; 521 more need to complete in 2022 to meet state goal of 80%. 2022  
<https://www.myfuturenc.org/ourwork/first-in-fafsa/>

74% of graduates reported **intentions to enroll** in a postsecondary institution versus 75% in peer counties. 2021

54% of graduates **enrolled in a postsecondary institution** within 12 months versus 55% in peer counties. 2021

**44%** of Cabarrus County students have **parents with no college degree** (either 2- or 4-year) versus 49% in peer counties.

### Postsecondary Enrollment Rates for Select Groups in Cabarrus County, 2021



Note: Outcomes for demographic groups with fewer than 10 students are not displayed.

POSTSECONDARY COMPLETION

## Success of Cabarrus County High School Graduates


### Top destinations of graduates, 2016-2020

- 47% of college-goers attended a **public 4-year college**
  - 15% of college-goers attended a **private 4-year college**
  - 37% of college-goers attended a **public 2-year college**
  - <5% of college-goers attended a **private 2-year college**
  - 89% of college-goers attended an **in-state college**
- 75% of students who enroll **persist to their second year** versus 77% in peer counties. 2021
  - 60% of students who enroll **earn a degree or credential** within 6 years versus 60% in peer counties. 2021

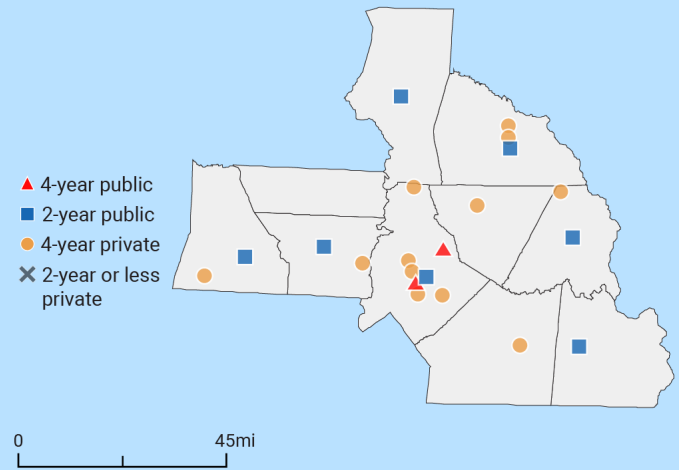
## Adult Learners

### Cabarrus County resident enrollments in NC Community Colleges, 2021

- 194 Basic Skills
- 1,897 Continuing Education
- 4,660 Curriculum

 17% of Cabarrus County residents have **student loan debt**; 9% of debt holders had **student loans in default**. 2020

## Postsecondary assets in Charlotte Prosperity Zone sub-region



### Degree Credentials Awarded, 2021

6,673 certificate | 6,036 associate | 9,688 bachelor's

LABOR MARKET ALIGNMENT

## In your Prosperity Zone Sub-Region:

**82.2%**

of postsecondary degrees and credentials conferred by regional institutions are **aligned with labor market needs**.

### Top areas of misalignment:

- Business Management & Administration** (bachelor's)
- Information Technology** (bachelor's)
- Finance** (bachelor's)


4,230 Individuals served in an ApprenticeshipNC program in 2020

### UNC and NC Community College Outcomes:

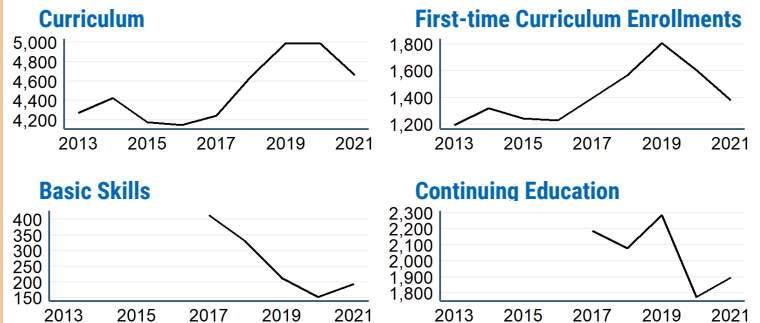
- 12,495 graduates in 2020
- 74% of 2016 graduates were employed in NC in 2021
- \$45,387 annual average earnings of graduates employed in NC (includes both part-time and full-time jobs)

### In 2021 your Workforce Development Board served:

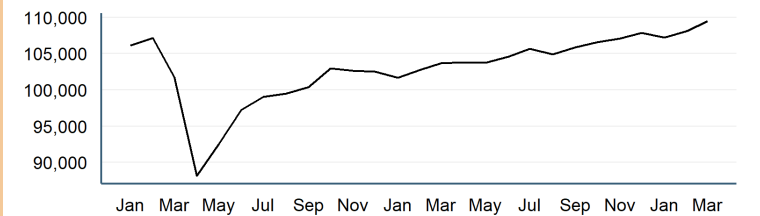
- 16,131 in Basic Services
- 7,386 in Career Services
- 506 in Education Services

 12.9% of young adults ages 16-24 in Cabarrus County were **not working and not in school** versus 11.2% in peer counties. 2019

## Impact of Covid-19 on NC Community College Enrollment



## Number of Cabarrus County residents employed, January 2020 to March 2022



## Promising Attainment Practices

The new **Promising Attainment Practices Database** is a curated, searchable, and filterable collection of about 250 county, region, and state-level initiatives and programs that directly address various components of the state's attainment challenge. The Database allows local and regional initiative leaders and other stakeholders to identify groups across the state who are developing or operating initiatives designed to boost attainment.

Follow link to discover how Cabarrus County has been meeting local needs:

[https://dashboard.myfuturenc.org/promising-attainment-practices/?wdt\\_search=Cabarrus](https://dashboard.myfuturenc.org/promising-attainment-practices/?wdt_search=Cabarrus)

For more information about each indicator, including data sources and methodology, visit:

[dashboard.myfuturenc.org/county-data-and-resources/](https://dashboard.myfuturenc.org/county-data-and-resources/)