

Carteret County



Jacksonville-New Bern Prosperity Zone Sub-Region
Peer County Type: Rural Non-Metro
Local Education Agencies: 1
Charter Schools: 1

2030 NC Degree Attainment Goal: 2 million (67%)
2030 Proposed Carteret County Attainment Goal: 11,750 (68%)

Population Spotlight

2010 Census: 66,469
 2020 Census: 67,686
 Change: 1,217

Growth Rate

1.8% County vs. **9.5%** State

\$63,475 Median Household Income (2020)

13.3% Child Poverty Rate (2020)

92% Households with Broadband (2020)

73% Home Owners (2020)

79% Voter Registration Rate (2021)

4.1% Unemployment Rate (2021)

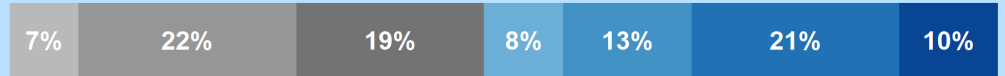
Educational Attainment

Carteret County residents ages 25-44, 2021

No Degree
48.2%
 6,786

Have Degree or Credential
51.8%
 7,284

Less than high school | High school graduate (including GED) | Some college, no credential | Short-term credential | Associate degree | Bachelor's degree | Graduate or professional degree



Note: Numbers may add to more than 100% due to rounding

Top Opportunities for Growth

These three areas represent the biggest opportunities for Carteret County to improve future attainment outcomes.



Chronic Absenteeism

38% of Carteret County students are chronically absent from school, above the rural non-metro county average of 29%.



Adult Learners

20% of Carteret County adults 25-44 have some college, no degree, above the rural non-metro county average of 17%.

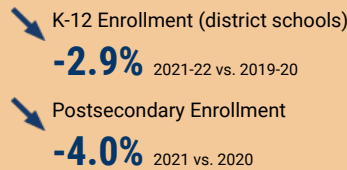


High School Graduation

85% of Carteret County 9th graders complete high school in 4 years or less, below the rural non-metro county average of 86%.

Impact of Covid-19 on Education Pipeline

Covid-19 has affected critical transition points along the education continuum.



Data Disruptions

- College-and-Career-Ready in Reading
- College-and-Career-Ready in Math
- Chronic Absenteeism



ncdemography.org

ACADEMIC READINESS

How students in Carteret County traditional schools are currently doing:

To meet state goals, each year Carteret County needs:

- Carteret County has met the goal for **Pre-K enrollment**. (Goal: **75%**). 2022
- 39%** of 3-8 graders are earning college-and-career-ready scores (level 4 or 5) in **reading**; 1,256 more needed to meet state goal of **73%**. 2022
- 45%** of 3-8 graders are earning college-and-career-ready scores (level 4 or 5) in **math**; 1,483 more needed to meet state goal of **86%**. 2022
- 85%** of 9th graders **graduate within four years**; 66 more needed to meet state goal of **95%**. 2021
- 38%** of students are **chronically absent from school**; 2,103 less needed to meet state goal of **11%**. 2021

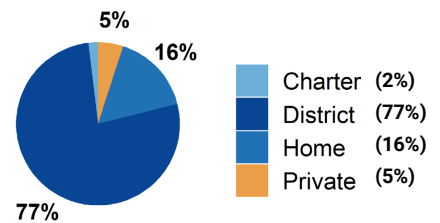


Carteret County has a **student-to-school counselor ratio** of 276:1 versus 318:1 in peer counties. 2021

School Choice

10,196 total students were enrolled in K-12 in Carteret County in the 2021-22 school year.

Note: This profile focuses on outcomes of students enrolled in district schools.



Career and College Preparation



258 high school students took at least one **AP course** (**10%**) versus **7%** in peer counties (2021).



231 graduates participated in **Career & College Promise programs** (**43%**) versus **49%** in peer counties (2021).

Students in Carteret County completed **286 Career & Technical Education concentrations** in 2021. The top three CTE concentrations completed include Hospitality & Tourism; Health Science; and Human Services.

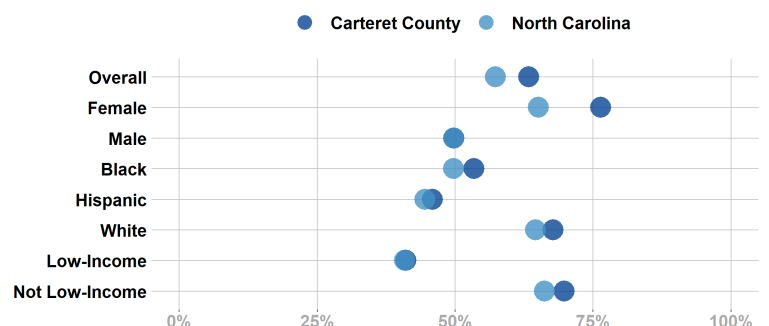
COLLEGE & CAREER ACCESS

- 60%** of seniors **completed the FAFSA** in 2022; 109 more need to complete in 2022 to meet state goal of **80%**. 2022
<https://www.myfuturenc.org/ourwork/first-in-fafsa/>
- 78%** of graduates reported **intentions to enroll** in a postsecondary institution versus 69% in peer counties. 2021
- 61%** of graduates **enrolled in a postsecondary institution** within 12 months versus 50% in peer counties. 2021



47% of Carteret County students have **parents with no college degree** (either 2- or 4-year) versus 59% in peer counties.

Postsecondary Enrollment Rates for Select Groups in Carteret County, 2021



Note: Outcomes for demographic groups with fewer than 10 students are not displayed.

Success of Carteret County High School Graduates


Top destinations of graduates, 2016-2020

- **40%** of college-goers attended a **public 4-year college**
 - **11%** of college-goers attended a **private 4-year college**
 - **49%** of college-goers attended a **public 2-year college**
 - **<5%** of college-goers attended a **private 2-year college**
 - **90%** of college-goers attended an **in-state college**
- **78%** of students who enroll **persist to their second year** versus 73% in peer counties. 2021
 - **67%** of students who enroll **earn a degree or credential** within 6 years versus 55% in peer counties. 2021

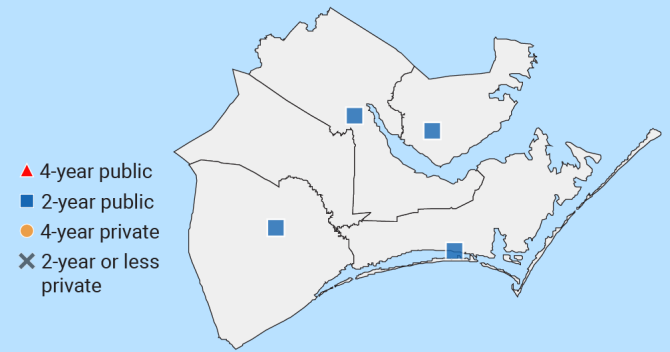
Adult Learners

Carteret County resident enrollments in NC Community Colleges, 2021

160	Basic Skills
1,307	Continuing Education
1,529	Curriculum

 **12%** of Carteret County residents have **student loan debt**; **9%** of debt holders had **student loans in default**. 2020

Postsecondary assets in Jacksonville-New Bern Prosperity Zone sub-region



Degree Credentials Awarded, 2021

1,631 certificate | **1,408** associate | **29** bachelor's

In your Prosperity Zone Sub-Region:

54.7%

of postsecondary degrees and credentials conferred by regional institutions are **aligned with labor market needs**.

Top areas of misalignment:

- Health Science** (all levels)
- Business Management & Administration** (bachelor's)
- Education & Training** (bachelor's)


201 Individuals served in an ApprenticeshipNC program in 2020

UNC and NC Community College Outcomes:

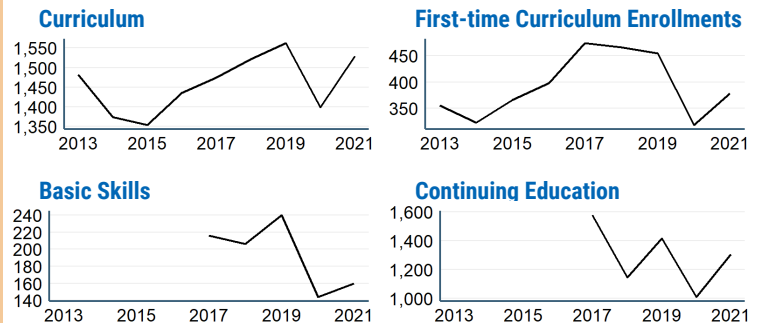
- 1,967** graduates in 2020
- 56%** of 2016 graduates were employed in NC in 2021
- \$36,955** annual average earnings of graduates employed in NC (includes both part-time and full-time jobs)

In 2021 your Workforce Development Board served:

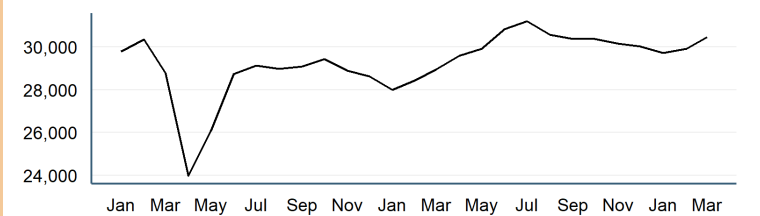
- 11,622** in Basic Services
- 5,489** in Career Services
- 674** in Education Services

 **12.7%** of young adults ages 16-24 in Carteret County were **not working and not in school** versus **15.2%** in peer counties. 2019

Impact of Covid-19 on NC Community College Enrollment



Number of Carteret County residents employed, January 2020 to March 2022



Promising Attainment Practices

The new **Promising Attainment Practices Database** is a curated, searchable, and filterable collection of about 250 county, region, and state-level initiatives and programs that directly address various components of the state's attainment challenge. The Database allows local and regional initiative leaders and other stakeholders to identify groups across the state who are developing or operating initiatives designed to boost attainment.

Follow link to discover how Carteret County has been meeting local needs:

https://dashboard.myfuturenc.org/promising-attainment-practices/?wdt_search=Carteret

For more information about each indicator, including data sources and methodology, visit:

dashboard.myfuturenc.org/county-data-and-resources/