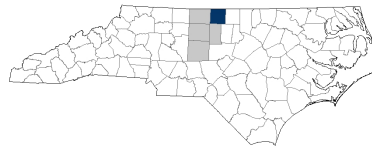


# Caswell County

**2030 NC Degree Attainment Goal: 2 million (67%)**  
**2030 Proposed Caswell County Attainment Goal: 3,266 (54%)**



Greensboro  
 Prosperity Zone Sub-Region  
**Peer County Type:** Rural Non-Metro  
**Local Education Agencies:** 1  
**Charter Schools:** 0

## Population Spotlight

2010 Census: 23,719  
 2020 Census: 22,736  
 Change: -983

## Growth Rate

**-4.1%** County vs. **9.5%** State

**\$48,070**  
 Median Household Income (2020)

**25.9%**  
 Child Poverty Rate (2020)

**80%**  
 Households with Broadband (2020)

**75%**  
 Home Owners (2020)

**71%**  
 Voter Registration Rate (2021)

**5.3%**  
 Unemployment Rate (2021)

## Educational Attainment

Caswell County residents ages 25-44, 2021

**No Degree**  
**66.8%**  
 3,334

**Have Degree or Credential**  
**33.2%**  
 1,660

Less than high school | High school graduate (including GED) | Some college, no credential | Short-term credential | Associate degree | Bachelor's degree | Graduate or professional degree



Note: Numbers may add to more than 100% due to rounding

## Top Opportunities for Growth

These three areas represent the biggest opportunities for Caswell County to improve future attainment outcomes.



### Math Performance

17% of Caswell County 3-8 graders earn college-and-career-ready scores in Math, below the rural non-metro county average of 26%.



### FAFSA Completion

46% of Caswell County high school seniors complete the FAFSA, below the rural non-metro county average of 55%.

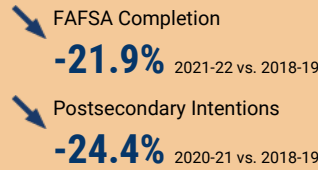
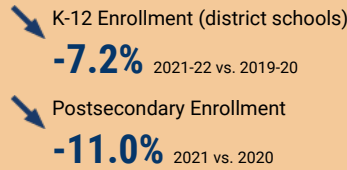


### Reading Performance

17% of Caswell County 3-8 graders earn college-and-career-ready scores in Reading, below the rural non-metro county average of 24%.

## Impact of Covid-19 on Education Pipeline

Covid-19 has affected critical transition points along the education continuum.



## Data Disruptions

- College-and-Career-Ready in Reading
- College-and-Career-Ready in Math
- Chronic Absenteeism



[ncdemography.org](http://ncdemography.org)

## ACADEMIC READINESS

### How students in Caswell County traditional schools are currently doing:

To meet state goals, each year Caswell County needs:

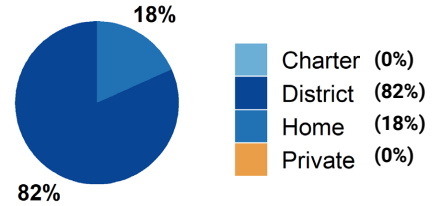
- Caswell County has met the goal for **Pre-K enrollment**. (Goal: **75%**). 2022
- 17%** of 3-8 graders are earning college-and-career-ready scores (level 4 or 5) in **reading**; 548 more needed to meet state goal of **73%**. 2022
- 17%** of 3-8 graders are earning college-and-career-ready scores (level 4 or 5) in **math**; 672 more needed to meet state goal of **86%**. 2022
- 82%** of 9th graders **graduate within four years**; 26 more needed to meet state goal of **95%**. 2021
- 31%** of students are **chronically absent from school**; 440 less needed to meet state goal of **11%**. 2021

Caswell County has a **student-to-school counselor ratio** of 274:1 versus 318:1 in peer counties. 2021

### School Choice

2,660 total students were enrolled in K-12 in Caswell County in the 2021-22 school year.

Note: This profile focuses on outcomes of students enrolled in district schools.



### Career and College Preparation

**33 high school students** took at least one **AP course** (<5%) versus **7%** in peer counties (2021).

**89 graduates** participated in **Career & College Promise programs (55%)** versus **49%** in peer counties (2021).

Students in Caswell County completed **102 Career & Technical Education concentrations** in 2021. The top three CTE concentrations completed include Health Science; Agricultural, Food, & Natural Resources; and Human Services.

## COLLEGE & CAREER ACCESS

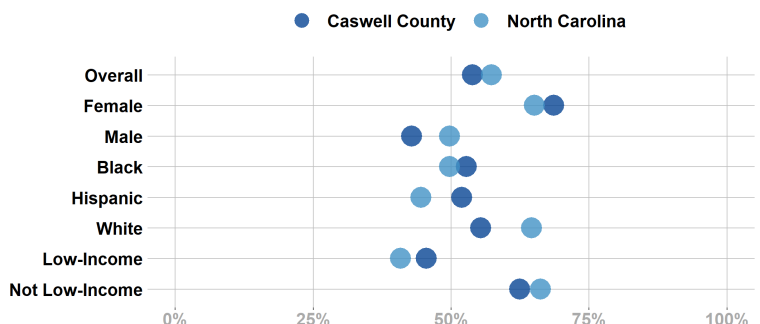
**46%** of seniors **completed the FAFSA** in 2022; 50 more need to complete in 2022 to meet state goal of **80%**. 2022  
<https://www.myfuturenc.org/ourwork/first-in-fafsa/>

**62%** of graduates reported **intentions to enroll** in a postsecondary institution versus 69% in peer counties. 2021

**52%** of graduates **enrolled in a postsecondary institution** within 12 months versus 50% in peer counties. 2021

**55%** of Caswell County students have **parents with no college degree** (either 2- or 4-year) versus 59% in peer counties.

## Postsecondary Enrollment Rates for Select Groups in Caswell County, 2021



Note: Outcomes for demographic groups with fewer than 10 students are not displayed.

## Success of Caswell County High School Graduates

### Top destinations of graduates, 2016-2020

- 29% of college-goers attended a **public 4-year college**
  - 13% of college-goers attended a **private 4-year college**
  - 57% of college-goers attended a **public 2-year college**
  - <5% of college-goers attended a **private 2-year college**
  - 86% of college-goers attended an **in-state college**
- 68% of students who enroll **persist to their second year** versus 73% in peer counties. 2021
  - 51% of students who enroll **earn a degree or credential** within 6 years versus 55% in peer counties. 2021

## Adult Learners

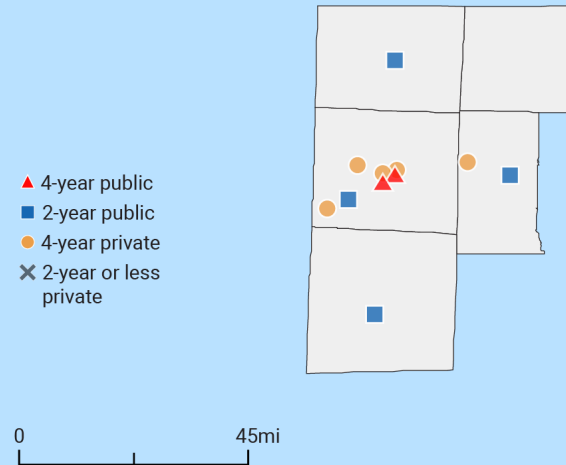
### Caswell County resident enrollments in NC Community Colleges, 2021

- 46 Basic Skills
- 360 Continuing Education
- 412 Curriculum



12% of Caswell County residents have **student loan debt**; 18% of debt holders had **student loans in default**. 2020

## Postsecondary assets in Greensboro Prosperity Zone sub-region



### Degree Credentials Awarded, 2021

3,440 certificate | 2,827 associate | 8,443 bachelor's

## In your Prosperity Zone Sub-Region:

**85.2%**

of postsecondary degrees and credentials conferred by regional institutions are **aligned with labor market needs**.

### Top areas of misalignment:

- Transportation, Distribution & Logistics** (below bachelor's)
- Health Science** (below bachelor's and bachelor's)
- Business Management & Administration** (bachelor's)

891 Individuals served in an ApprenticeshipNC program in 2020

### UNC and NC Community College Outcomes:

- 8,468 graduates in 2020
- 73% of 2016 graduates were employed in NC in 2021
- \$41,353 annual average earnings of graduates employed in NC (includes both part-time and full-time jobs)

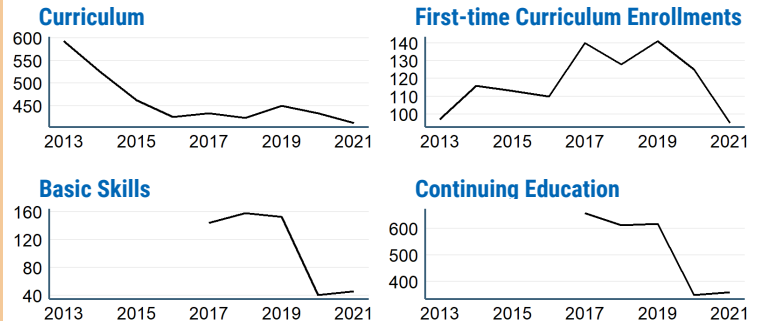
### In 2021 your Workforce Development Board served:

- 12,639 in Basic Services
- 5,245 in Career Services
- 785 in Education Services

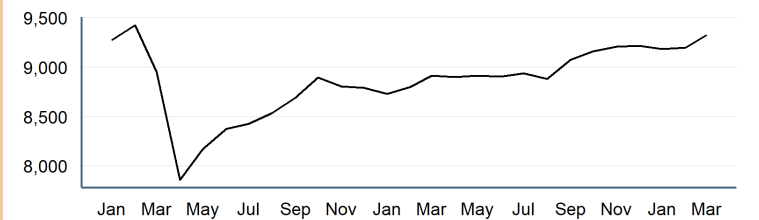


18.1% of young adults ages 16-24 in Caswell County were **not working and not in school** versus 15.2% in peer counties. 2019

## Impact of Covid-19 on NC Community College Enrollment



## Number of Caswell County residents employed, January 2020 to March 2022



## Promising Attainment Practices

The new **Promising Attainment Practices Database** is a curated, searchable, and filterable collection of about 250 county, region, and state-level initiatives and programs that directly address various components of the state's attainment challenge. The Database allows local and regional initiative leaders and other stakeholders to identify groups across the state who are developing or operating initiatives designed to boost attainment.

Follow link to discover how Caswell County has been meeting local needs:

[https://dashboard.myfuturenc.org/promising-attainment-practices/?wdt\\_search=Caswell](https://dashboard.myfuturenc.org/promising-attainment-practices/?wdt_search=Caswell)

For more information about each indicator, including data sources and methodology, visit:

[dashboard.myfuturenc.org/county-data-and-resources/](https://dashboard.myfuturenc.org/county-data-and-resources/)