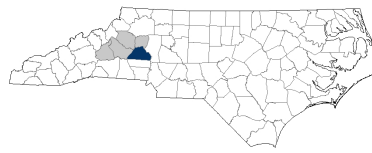


Catawba County

2030 NC Degree Attainment Goal: 2 million (67%)
2030 Proposed Catawba County Attainment Goal: 23,455 (56%)



Hickory
 Prosperity Zone Sub-Region
Peer County Type: Suburban
Local Education Agencies: 3
Charter Schools: 0

Population Spotlight

2010 Census: 154,358
 2020 Census: 160,610
 Change: 6,252

Growth Rate

4.0% County vs. **9.5%** State

\$52,737
 Median Household Income (2020)

19.0%
 Child Poverty Rate (2020)

90%
 Households with Broadband (2020)

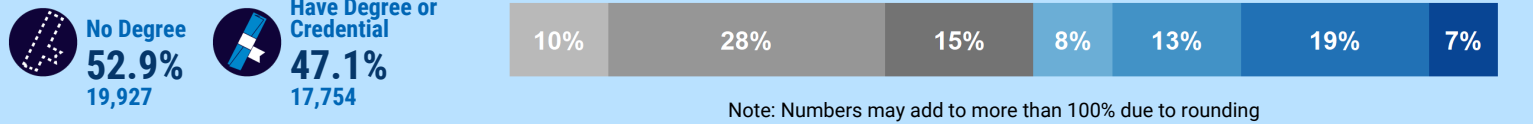
70%
 Home Owners (2020)

78%
 Voter Registration Rate (2021)

4.7%
 Unemployment Rate (2021)

Educational Attainment

Catawba County residents ages 25-44, 2021



No Degree
52.9%
 19,927

Have Degree or Credential
47.1%
 17,754

Top Opportunities for Growth

These three areas represent the biggest opportunities for Catawba County to improve future attainment outcomes.



FAFSA Completion

51% of Catawba County high school seniors complete the FAFSA, below the suburban county average of 57%.



First-Year Persistence

74% of Catawba County high school graduates who enroll in postsecondary persist to their second year, below the suburban county average of 77%.

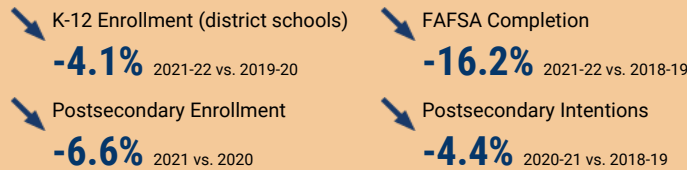


Opportunity Youth

13% of Catawba County youth ages 16-24 are not working and not in school, above the suburban county average of 11%.

Impact of Covid-19 on Education Pipeline

Covid-19 has affected critical transition points along the education continuum.



Data Disruptions

- College-and-Career-Ready in Reading
- College-and-Career-Ready in Math
- Chronic Absenteeism



ncdemography.org

ACADEMIC READINESS

How students in Catawba County traditional schools are currently doing:

To meet state goals, each year Catawba County needs:

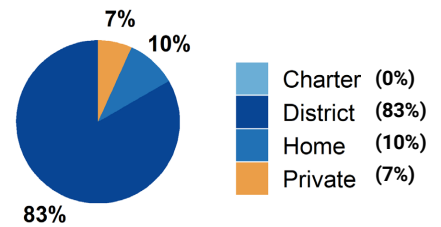
- 46%** of eligible 4-year-olds **enrolled in NC Pre-K program**; 254 more needed to meet state goal of **75%**. 2022
- 28%** of 3-8 graders are earning college-and-career-ready scores (level 4 or 5) in **reading**; 4,505 more needed to meet state goal of **73%**. 2022
- 36%** of 3-8 graders are earning college-and-career-ready scores (level 4 or 5) in **math**; 5,016 more needed to meet state goal of **86%**. 2022
- 87%** of 9th graders **graduate within four years**; 139 more needed to meet state goal of **95%**. 2021
- 24%** of students are **chronically absent from school**; 2,893 less needed to meet state goal of **11%**. 2021

Catawba County has a **student-to-school counselor ratio** of 334:1 versus 336:1 in peer counties. 2021

School Choice

26,218 total students were enrolled in K-12 in Catawba County in the 2021-22 school year.

Note: This profile focuses on outcomes of students enrolled in district schools.



Career and College Preparation

783 high school students took at least one **AP course** (12%) versus **15%** in peer counties (2021).

673 graduates participated in **Career & College Promise programs** (41%) versus **33%** in peer counties (2021).

Students in Catawba County completed **665 Career & Technical Education concentrations** in 2021. The top three CTE concentrations completed include Health Science; Human Services; and Arts, Audio/Video Technology, & Communications.

COLLEGE & CAREER ACCESS

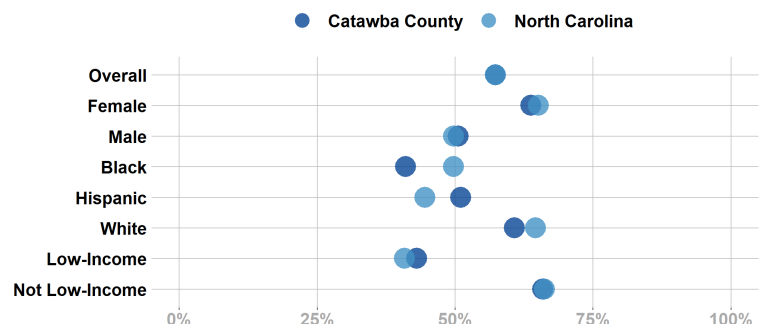
51% of seniors **completed the FAFSA** in 2022; 411 more need to complete in 2022 to meet state goal of **80%**. 2022
<https://www.myfuturenc.org/ourwork/first-in-fafsa/>

76% of graduates reported **intentions to enroll** in a postsecondary institution versus 75% in peer counties. 2021

55% of graduates **enrolled in a postsecondary institution** within 12 months versus 55% in peer counties. 2021

55% of Catawba County students have **parents with no college degree** (either 2- or 4-year) versus 49% in peer counties.

Postsecondary Enrollment Rates for Select Groups in Catawba County, 2021



Note: Outcomes for demographic groups with fewer than 10 students are not displayed.

Success of Catawba County High School Graduates

Top destinations of graduates, 2016-2020

- **37%** of college-goers attended a **public 4-year college**
 - **16%** of college-goers attended a **private 4-year college**
 - **46%** of college-goers attended a **public 2-year college**
 - **<5%** of college-goers attended a **private 2-year college**
 - **93%** of college-goers attended an **in-state college**
- **74%** of students who enroll **persist to their second year** versus 77% in peer counties. 2021
 - **65%** of students who enroll **earn a degree or credential** within 6 years versus 60% in peer counties. 2021

Adult Learners

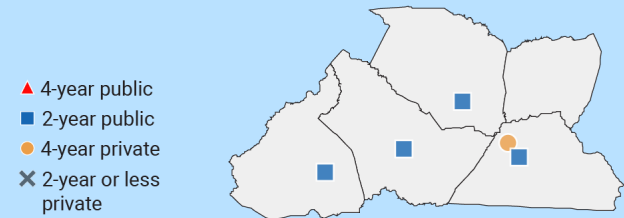
Catawba County resident enrollments in NC Community Colleges, 2021

245	Basic Skills
2,163	Continuing Education
3,621	Curriculum



12% of Catawba County residents have **student loan debt**; 7% of debt holders had **student loans in default**. 2020

Postsecondary assets in Hickory Prosperity Zone sub-region



0 45mi

Degree Credentials Awarded, 2021

1,578 certificate | **2,135** associate | **352** bachelor's

In your Prosperity Zone Sub-Region:

70.2%

of postsecondary degrees and credentials conferred by regional institutions are **aligned with labor market needs**.

Top areas of misalignment:

- Health Science** (bachelor's and below bachelor's)
- Transportation, Distribution & Logistics** (below bachelor's)
- Business Management & Administration** (bachelor's)

359 Individuals served in an ApprenticeshipNC program in 2020

UNC and NC Community College Outcomes:

- 2,139** graduates in 2020
- 80%** of 2016 graduates were employed in NC in 2021
- \$37,952** annual average earnings of graduates employed in NC (includes both part-time and full-time jobs)

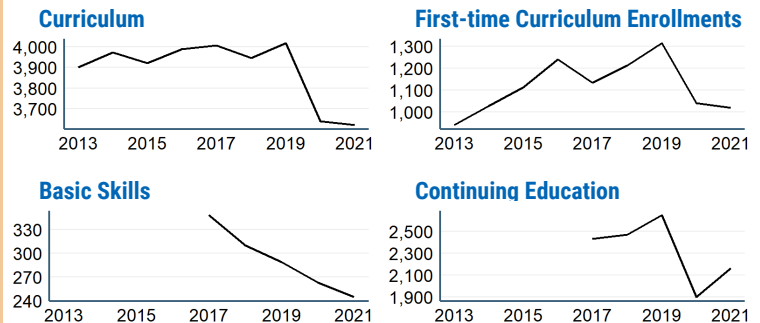
In 2021 your Workforce Development Board served:

- 7,184** in Basic Services
- 2,684** in Career Services
- 378** in Education Services

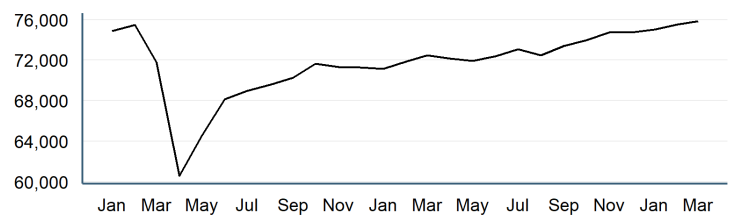


13.3% of young adults ages 16-24 in Catawba County were **not working and not in school** versus **11.2%** in peer counties. 2019

Impact of Covid-19 on NC Community College Enrollment



Number of Catawba County residents employed, January 2020 to March 2022



Promising Attainment Practices

The new **Promising Attainment Practices Database** is a curated, searchable, and filterable collection of about 250 county, region, and state-level initiatives and programs that directly address various components of the state's attainment challenge. The Database allows local and regional initiative leaders and other stakeholders to identify groups across the state who are developing or operating initiatives designed to boost attainment.

Follow link to discover how Catawba County has been meeting local needs:

https://dashboard.myfuturenc.org/promising-attainment-practices/?wdt_search=Catawba

For more information about each indicator, including data sources and methodology, visit:

dashboard.myfuturenc.org/county-data-and-resources/