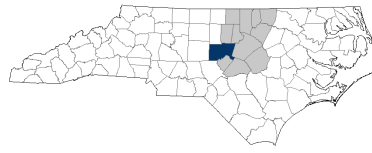


Chatham County

2030 NC Degree Attainment Goal: 2 million (67%)
2030 Proposed Chatham County Attainment Goal: 13,830 (71%)



Raleigh-Durham
 Prosperity Zone Sub-Region
Peer County Type: Rural Metro
Local Education Agencies: 1
Charter Schools: 3

Population Spotlight

2010 Census: 63,505
 2020 Census: 76,285
 Change: 12,780

Growth Rate

20.1% vs. **9.5%**
 County State

\$74,747
 Median Household Income (2020)

15.4%
 Child Poverty Rate (2020)

85%
 Households with Broadband (2020)

79%
 Home Owners (2020)

89%
 Voter Registration Rate (2021)

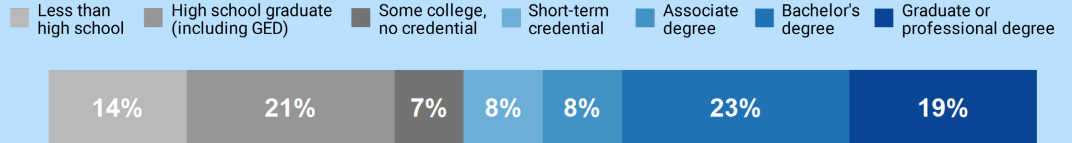
3.6%
 Unemployment Rate (2021)

Educational Attainment

Chatham County residents ages 25-44, 2021

No Degree
41.8%
 6,454

Have Degree or Credential
58.2%
 8,984



Note: Numbers may add to more than 100% due to rounding

Top Opportunities for Growth

These three areas represent the biggest opportunities for Chatham County to improve future attainment outcomes.



School Counselors

Chatham County has a student-to-school counselor ratio of 371:1, above the rural metro county average of 362:1.



First-Year Persistence

73% of Chatham County high school graduates who enroll in postsecondary persist to their second year, below the state average of 77%.

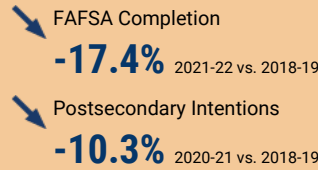
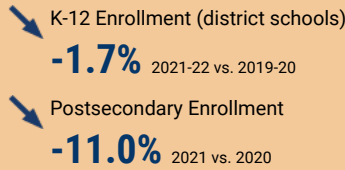


Math Performance

39% of Chatham County 3-8 graders earn college-and-career-ready scores in Math, below the state goal of 86%.

Impact of Covid-19 on Education Pipeline

Covid-19 has affected critical transition points along the education continuum.



Data Disruptions

- College-and-Career-Ready in Reading
- College-and-Career-Ready in Math
- Chronic Absenteeism



ncdemography.org

ACADEMIC READINESS

How students in Chatham County traditional schools are currently doing:

To meet state goals, each year Chatham County needs:

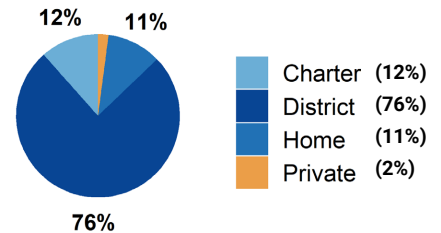
- Chatham County has met the goal for **Pre-K enrollment**. (Goal: **75%**). 2022
- 35%** of 3-8 graders are earning college-and-career-ready scores (level 4 or 5) in **reading**; 1,510 more needed to meet state goal of **73%**. 2022
- 39%** of 3-8 graders are earning college-and-career-ready scores (level 4 or 5) in **math**; 1,868 more needed to meet state goal of **86%**. 2022
- 88%** of 9th graders **graduate within four years**; 49 more needed to meet state goal of **95%**. 2021
- 24%** of students are **chronically absent from school**; 1,099 less needed to meet state goal of **11%**. 2021

Chatham County has a **student-to-school counselor ratio** of 371:1 versus 362:1 in peer counties. 2021

School Choice

11,670 total students were enrolled in K-12 in Chatham County in the 2021-22 school year.

Note: This profile focuses on outcomes of students enrolled in district schools.



Career and College Preparation

413 high school students took at least one **AP course** (**15%**) versus **9%** in peer counties (2021).

396 graduates participated in **Career & College Promise programs** (**63%**) versus **43%** in peer counties (2021).

Students in Chatham County completed **324 Career & Technical Education concentrations** in 2021. The top three CTE concentrations completed include Health Science; Agricultural, Food, & Natural Resources; and Human Services.

COLLEGE & CAREER ACCESS

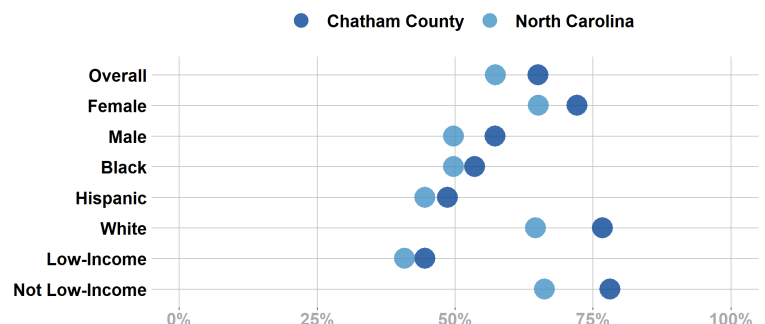
58% of seniors **completed the FAFSA** in 2022; 135 more need to complete in 2022 to meet state goal of **80%**. 2022
<https://www.myfuturenc.org/ourwork/first-in-fafsa/>

76% of graduates reported **intentions to enroll** in a postsecondary institution versus 69% in peer counties. 2021

63% of graduates **enrolled in a postsecondary institution** within 12 months versus 49% in peer counties. 2021

51% of Chatham County students have **parents with no college degree** (either 2- or 4-year) versus 58% in peer counties.

Postsecondary Enrollment Rates for Select Groups in Chatham County, 2021



Note: Outcomes for demographic groups with fewer than 10 students are not displayed.

POSTSECONDARY COMPLETION

Success of Chatham County High School Graduates

Top destinations of graduates, 2016-2020

- **46%** of college-goers attended a **public 4-year college**
 - **11%** of college-goers attended a **private 4-year college**
 - **42%** of college-goers attended a **public 2-year college**
 - **<5%** of college-goers attended a **private 2-year college**
 - **93%** of college-goers attended an **in-state college**
- **73%** of students who enroll **persist to their second year** versus 73% in peer counties. 2021
 - **65%** of students who enroll **earn a degree or credential** within 6 years versus 57% in peer counties. 2021

Adult Learners

Chatham County resident enrollments in NC Community Colleges, 2021

- 110** Basic Skills
- 515** Continuing Education
- 1,483** Curriculum



13% of Chatham County residents have **student loan debt**; 8% of debt holders had **student loans in default**. 2020

LABOR MARKET ALIGNMENT

In your Prosperity Zone Sub-Region:

78.8%

of postsecondary degrees and credentials conferred by regional institutions are **aligned with labor market needs**.

Top areas of misalignment:

- Health Science** (below bachelor's)
- Business Management & Administration** (bachelor's)
- Information Technology** (bachelor's)

5,347 Individuals served in an ApprenticeshipNC program in 2020

UNC and NC Community College Outcomes:

- 19,047** graduates in 2020
- 65%** of 2016 graduates were employed in NC in 2021
- \$50,028** annual average earnings of graduates employed in NC (includes both part-time and full-time jobs)

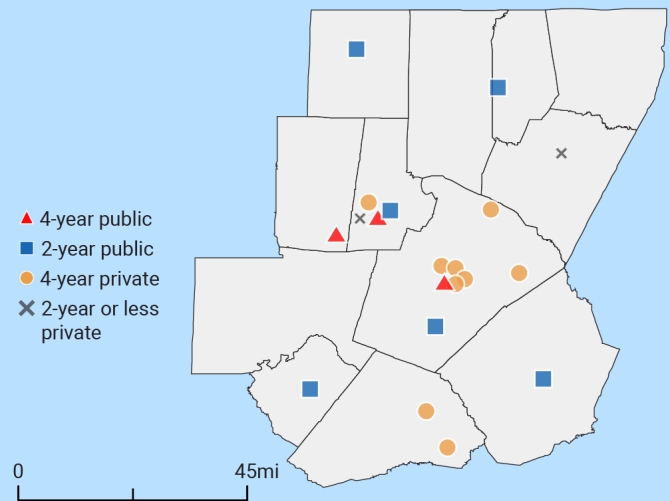
In 2021 your Workforce Development Board served:

- 5,511** in Basic Services
- 3,019** in Career Services
- 273** in Education Services



9.6% of young adults ages 16-24 in Chatham County were **not working and not in school** versus 15.2% in peer counties. 2019

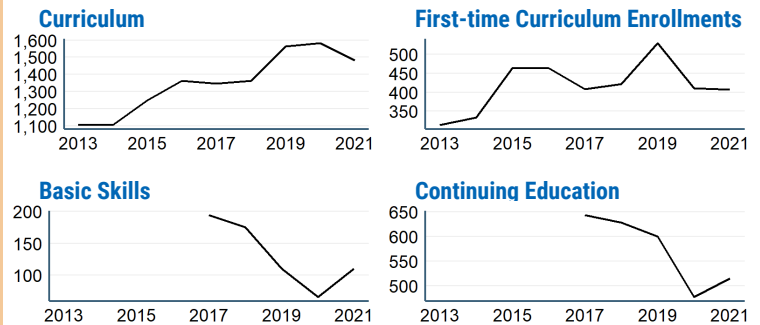
Postsecondary assets in Raleigh-Durham Prosperity Zone sub-region



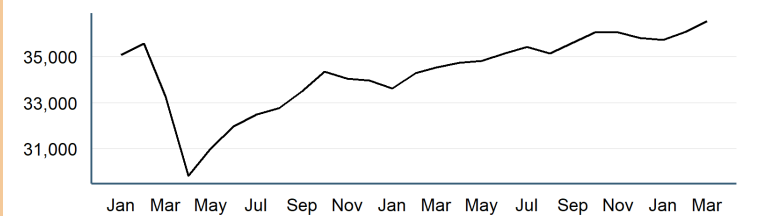
Degree Credentials Awarded, 2021

8,066 certificate | **5,938** associate | **16,203** bachelor's

Impact of Covid-19 on NC Community College Enrollment



Number of Chatham County residents employed, January 2020 to March 2022



Promising Attainment Practices

The new **Promising Attainment Practices Database** is a curated, searchable, and filterable collection of about 250 county, region, and state-level initiatives and programs that directly address various components of the state's attainment challenge. The Database allows local and regional initiative leaders and other stakeholders to identify groups across the state who are developing or operating initiatives designed to boost attainment.

Follow link to discover how Chatham County has been meeting local needs:

https://dashboard.myfuturenc.org/promising-attainment-practices/?wdt_search=Chatham

For more information about each indicator, including data sources and methodology, visit:

dashboard.myfuturenc.org/county-data-and-resources/