

Clay County

2030 NC Degree Attainment Goal: 2 million (67%)
2030 Proposed Clay County Attainment Goal: 1,376 (50%)



Waynesville-Franklin Prosperity Zone Sub-Region
 Peer County Type: Rural Non-Metro
 Local Education Agencies: 1
 Charter Schools: 0

Population Spotlight

2010 Census: 10,587
 2020 Census: 11,089
 Change: 502

Growth Rate

4.7% County vs. **9.5%** State

\$44,052 Median Household Income (2020)

11.0% Child Poverty Rate (2020)

83% Households with Broadband (2020)


77% Home Owners (2020)

81% Voter Registration Rate (2021)

4.9% Unemployment Rate (2021)

Educational Attainment

Clay County residents ages 25-44, 2021



No Degree
43.8%
 828

Have Degree or Credential
56.2%
 1,062

Top Opportunities for Growth

These three areas represent the biggest opportunities for Clay County to improve future attainment outcomes.



School Counselors

Clay County has a student-to-school counselor ratio of 385:1, above the rural non-metro county average of 318:1.



First-Year Persistence

69% of Clay County high school graduates who enroll in postsecondary persist to their second year, below the rural non-metro county average of 73%.

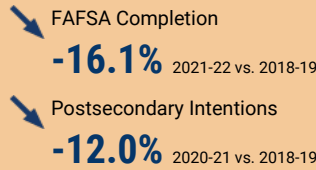
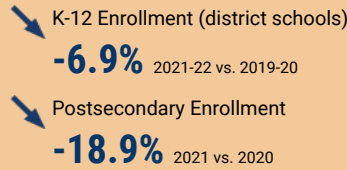


Transition to Postsecondary

54% of Clay County seniors enroll in postsecondary within 12 months of graduation, below the state average of 55%.

Impact of Covid-19 on Education Pipeline

Covid-19 has affected critical transition points along the education continuum.



Data Disruptions

- College-and-Career-Ready in Reading
- College-and-Career-Ready in Math
- Chronic Absenteeism



ncdemography.org

ACADEMIC READINESS

How students in Clay County traditional schools are currently doing:

To meet state goals, each year Clay County needs:

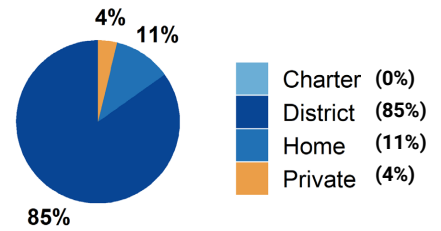
- Clay County has met the goal for **Pre-K enrollment**. (Goal: **75%**). 2022
- 32%** of 3-8 graders are earning college-and-career-ready scores (level 4 or 5) in **reading**; 225 more needed to meet state goal of **73%**. 2022
- 33%** of 3-8 graders are earning college-and-career-ready scores (level 4 or 5) in **math**; 290 more needed to meet state goal of **86%**. 2022
- 89%** of 9th graders **graduate within four years**; 5 more needed to meet state goal of **95%**. 2021
- Clay County has met the goal for **chronic absenteeism**. (Goal: **11%**). 2021

Clay County has a **student-to-school counselor ratio** of 385:1 versus 318:1 in peer counties. 2021

School Choice

1,405 total students were enrolled in K-12 in Clay County in the 2021-22 school year.

Note: This profile focuses on outcomes of students enrolled in district schools.



Career and College Preparation

Fewer than 10 high school students took at least one **AP course (<5%)** versus **7%** in peer counties (2021).

48 graduates participated in **Career & College Promise programs (57%)** versus **49%** in peer counties (2021).

Students in Clay County completed **98 Career & Technical Education concentrations** in 2021. The top three CTE concentrations completed include Health Science; Human Services; and Business Management & Administration.

COLLEGE & CAREER ACCESS

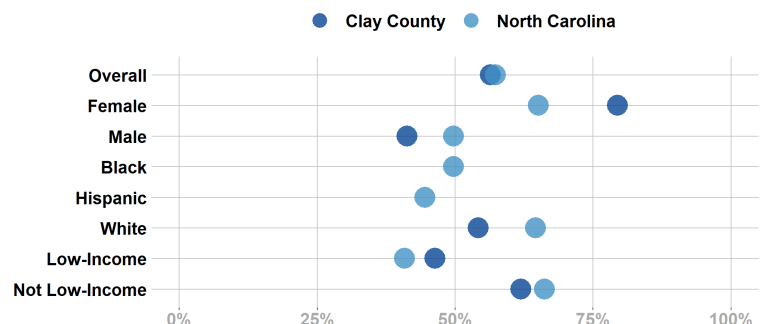
64% of seniors **completed the FAFSA** in 2022; 11 more need to complete in 2022 to meet state goal of **80%**. 2022
<https://www.myfuturenc.org/ourwork/first-in-fafsa/>

67% of graduates reported **intentions to enroll** in a postsecondary institution versus 69% in peer counties. 2021

54% of graduates **enrolled in a postsecondary institution** within 12 months versus 50% in peer counties. 2021

50% of Clay County students have **parents with no college degree** (either 2- or 4-year) versus 59% in peer counties.

Postsecondary Enrollment Rates for Select Groups in Clay County, 2021



Note: Outcomes for demographic groups with fewer than 10 students are not displayed.

Success of Clay County High School Graduates

Top destinations of graduates, 2016-2020

- 40% of college-goers attended a **public 4-year college**
 - 17% of college-goers attended a **private 4-year college**
 - 43% of college-goers attended a **public 2-year college**
 - <5% of college-goers attended a **private 2-year college**
 - 77% of college-goers attended an **in-state college**
- 69% of students who enroll **persist to their second year** versus 73% in peer counties. 2021
 - 59% of students who enroll **earn a degree or credential** within 6 years versus 55% in peer counties. 2021

Adult Learners

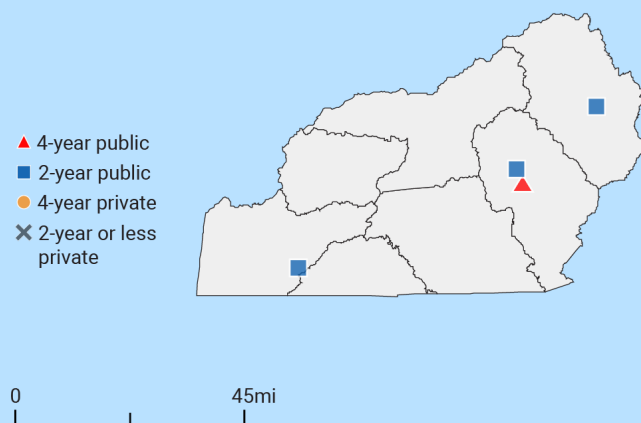
Clay County resident enrollments in NC Community Colleges, 2021

- 19 Basic Skills
- 120 Continuing Education
- 226 Curriculum



10% of Clay County residents have **student loan debt**; 11% of debt holders had **student loans in default**. 2020

Postsecondary assets in Waynesville-Franklin Prosperity Zone sub-region



Degree Credentials Awarded, 2021

753 certificate | 846 associate | 2,351 bachelor's

In your Prosperity Zone Sub-Region:

81.2%

of postsecondary degrees and credentials conferred by regional institutions are **aligned with labor market needs**.

Top areas of misalignment:

- Health Science** (all levels)
- Transportation, Distribution & Logistics** (below bachelor's)
- Education & Training** (above bachelor's)

- 15 Individuals served in an ApprenticeshipNC program in 2020

UNC and NC Community College Outcomes:

- 3,111 graduates in 2020
- 69% of 2016 graduates were employed in NC in 2021
- \$41,526 annual average earnings of graduates employed in NC (includes both part-time and full-time jobs)

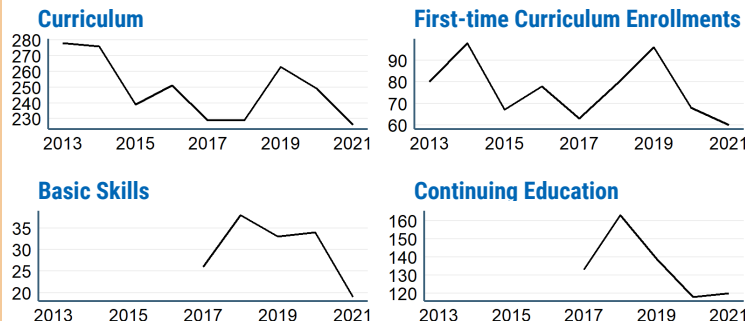
In 2021 your Workforce Development Board served:

- 6,126 in Basic Services
- 3,913 in Career Services
- 212 in Education Services

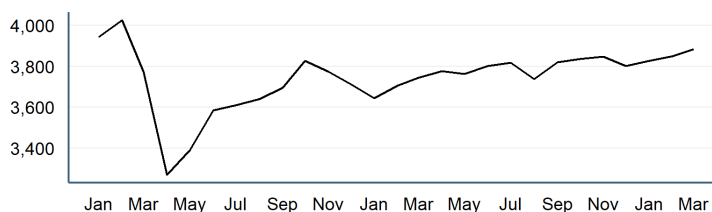


7.0% of young adults ages 16-24 in Clay County were **not working and not in school** versus 15.2% in peer counties. 2019

Impact of Covid-19 on NC Community College Enrollment



Number of Clay County residents employed, January 2020 to March 2022



Promising Attainment Practices

The new **Promising Attainment Practices Database** is a curated, searchable, and filterable collection of about 250 county, region, and state-level initiatives and programs that directly address various components of the state's attainment challenge. The Database allows local and regional initiative leaders and other stakeholders to identify groups across the state who are developing or operating initiatives designed to boost attainment.

Follow link to discover how Clay County has been meeting local needs:

https://dashboard.myfuturenc.org/promising-attainment-practices/?wdt_search=Clay

For more information about each indicator, including data sources and methodology, visit:

dashboard.myfuturenc.org/county-data-and-resources/