

Craven County



Jacksonville-New Bern
Prosperity Zone Sub-Region
Peer County Type: Rural Metro
Local Education Agencies: 1
Charter Schools: 0

2030 NC Degree Attainment Goal: 2 million (67%)
2030 Proposed Craven County Attainment Goal: 13,096 (58%)

Population Spotlight

2010 Census: 103,505
2020 Census: 100,720
Change: -2,785

Growth Rate

-2.7% vs. **9.5%**
County State

\$53,960
Median Household Income (2020)

21.1%
Child Poverty Rate (2020)

85%
Households with Broadband (2020)

65%
Home Owners (2020)

80%
Voter Registration Rate (2021)

4.7%
Unemployment Rate (2021)

Educational Attainment

Craven County residents ages 25-44, 2021

No Degree
54.9%
13,432

Have Degree or Credential
45.1%
11,025

Less than high school | High school graduate (including GED) | Some college, no credential | Short-term credential | Associate degree | Bachelor's degree | Graduate or professional degree



Note: Numbers may add to more than 100% due to rounding

Top Opportunities for Growth

These three areas represent the biggest opportunities for Craven County to improve future attainment outcomes.



NC Pre-K Enrollment

43% of Craven County eligible 4-year-olds are enrolled in NC Pre-K, below the rural metro county average of 59%.



FAFSA Completion

49% of Craven County high school seniors complete the FAFSA, below the rural metro county average of 54%.

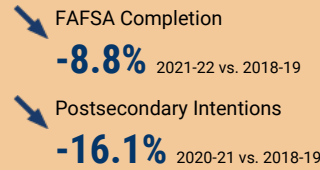
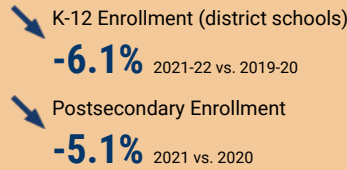


Adult Learners

21% of Craven County adults 25-44 have some college, no degree, above the rural metro county average of 17%.

Impact of Covid-19 on Education Pipeline

Covid-19 has affected critical transition points along the education continuum.



Data Disruptions

- College-and-Career-Ready in Reading
- College-and-Career-Ready in Math
- Chronic Absenteeism



ncdemography.org

ACADEMIC READINESS

How students in Craven County traditional schools are currently doing:

To meet state goals, each year Craven County needs:

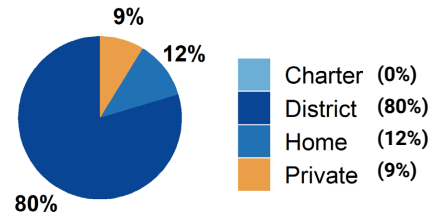
- 43% of eligible 4-year-olds **enrolled in NC Pre-K program**; 224 more needed to meet state goal of 75%. 2022
- 29% of 3-8 graders are earning college-and-career-ready scores (level 4 or 5) in **reading**; 2,511 more needed to meet state goal of 73%. 2022
- 29% of 3-8 graders are earning college-and-career-ready scores (level 4 or 5) in **math**; 3,201 more needed to meet state goal of 86%. 2022
- 85% of 9th graders **graduate within four years**; 103 more needed to meet state goal of 95%. 2021
- 31% of students are **chronically absent from school**; 2,453 less needed to meet state goal of 11%. 2021

Craven County has a **student-to-school counselor ratio** of 357:1 versus 362:1 in peer counties. 2021

School Choice

15,657 total students were enrolled in K-12 in Craven County in the 2021-22 school year.

Note: This profile focuses on outcomes of students enrolled in district schools.



Career and College Preparation

279 high school students took at least one **AP course** (7%) versus 9% in peer counties (2021).

426 graduates participated in **Career & College Promise programs** (46%) versus 43% in peer counties (2021).

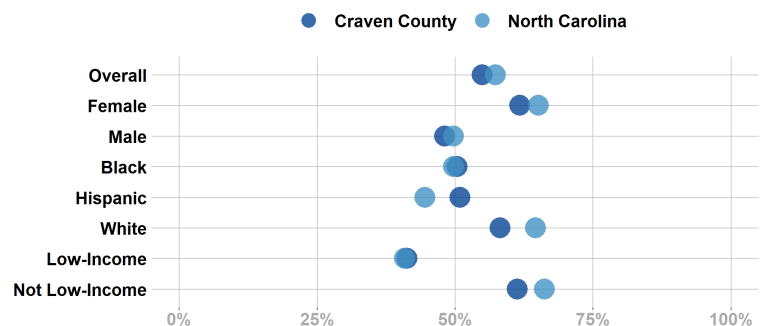
Students in Craven County completed **478 Career & Technical Education concentrations** in 2021. The top three CTE concentrations completed include Manufacturing; Health Science; and Science, Technology, Engineering, & Mathematics.

COLLEGE & CAREER ACCESS

- 49% of seniors **completed the FAFSA** in 2022; 242 more need to complete in 2022 to meet state goal of 80%. 2022
<https://www.myfuturenc.org/ourwork/first-in-fafsa/>
- 61% of graduates reported **intentions to enroll** in a postsecondary institution versus 69% in peer counties. 2021
- 53% of graduates **enrolled in a postsecondary institution** within 12 months versus 49% in peer counties. 2021

55% of Craven County students have **parents with no college degree** (either 2- or 4-year) versus 58% in peer counties.

Postsecondary Enrollment Rates for Select Groups in Craven County, 2021



Note: Outcomes for demographic groups with fewer than 10 students are not displayed.

Success of Craven County High School Graduates

Top destinations of graduates, 2016-2020

- **36%** of college-goers attended a **public 4-year college**
 - **11%** of college-goers attended a **private 4-year college**
 - **52%** of college-goers attended a **public 2-year college**
 - **<5%** of college-goers attended a **private 2-year college**
 - **91%** of college-goers attended an **in-state college**
- **81%** of students who enroll **persist to their second year** versus 73% in peer counties. 2021
 - **59%** of students who enroll **earn a degree or credential** within 6 years versus 57% in peer counties. 2021

Adult Learners

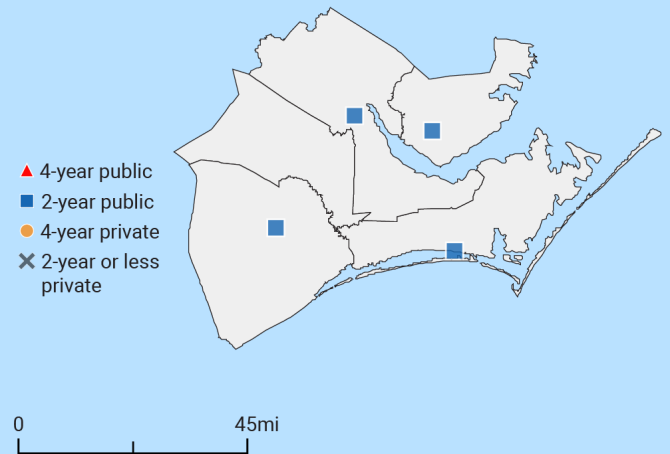
Craven County resident enrollments in NC Community Colleges, 2021

271 Basic Skills
1,758 Continuing Education
2,970 Curriculum



14% of Craven County residents have **student loan debt**; **9%** of debt holders had **student loans in default**. 2020

Postsecondary assets in Jacksonville-New Bern Prosperity Zone sub-region



Degree Credentials Awarded, 2021

1,631 certificate | **1,408** associate | **29** bachelor's

In your Prosperity Zone Sub-Region:

54.7%

of postsecondary degrees and credentials conferred by regional institutions are **aligned with labor market needs**.

Top areas of misalignment:

- Health Science** (all levels)
- Business Management & Administration** (bachelor's)
- Education & Training** (bachelor's)

201 Individuals served in an ApprenticeshipNC program in 2020

UNC and NC Community College Outcomes:

1,967 graduates in 2020
56% of 2016 graduates were employed in NC in 2021
\$36,955 annual average earnings of graduates employed in NC (includes both part-time and full-time jobs)

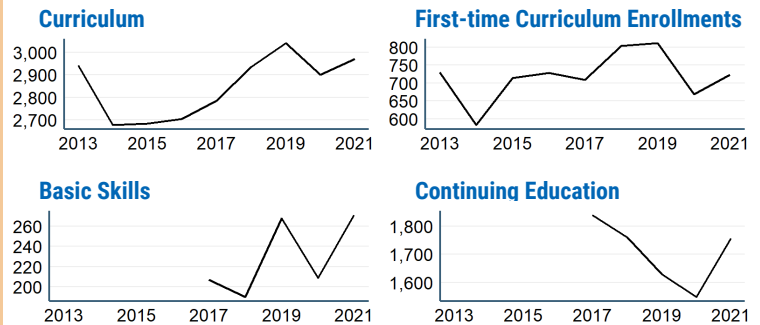
In 2021 your Workforce Development Board served:

11,622 in Basic Services
5,489 in Career Services
674 in Education Services

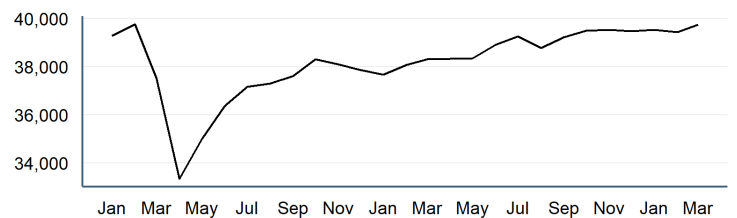


11.9% of young adults ages 16-24 in Craven County were **not working and not in school** versus **15.2%** in peer counties. 2019

Impact of Covid-19 on NC Community College Enrollment



Number of Craven County residents employed, January 2020 to March 2022



Promising Attainment Practices

The new **Promising Attainment Practices Database** is a curated, searchable, and filterable collection of about 250 county, region, and state-level initiatives and programs that directly address various components of the state's attainment challenge. The Database allows local and regional initiative leaders and other stakeholders to identify groups across the state who are developing or operating initiatives designed to boost attainment.

Follow link to discover how Craven County has been meeting local needs:

https://dashboard.myfuturenc.org/promising-attainment-practices/?wdt_search=Craven

For more information about each indicator, including data sources and methodology, visit:

dashboard.myfuturenc.org/county-data-and-resources/