

Currituck County



Elizabeth City
Prosperity Zone Sub-Region
Peer County Type: Rural Metro
Local Education Agencies: 1
Charter Schools: 1

2030 NC Degree Attainment Goal: 2 million (67%)
2030 Proposed Currituck County Attainment Goal: 5,255 (64%)

Population Spotlight

2010 Census: 23,547
2020 Census: 28,100
Change: 4,553

Growth Rate

19.3% vs. **9.5%**
County State

\$73,433
Median Household Income (2020)

10.5%
Child Poverty Rate (2020)

90%
Households with Broadband (2020)

86%
Home Owners (2020)

81%
Voter Registration Rate (2021)

4.1%
Unemployment Rate (2021)

Educational Attainment

Currituck County residents ages 25-44, 2021

No Degree
51.4%
3,471

Have Degree or Credential
48.6%
3,282

■ Less than high school
 ■ High school graduate (including GED)
 ■ Some college, no credential
 ■ Short-term credential
 ■ Associate degree
 ■ Bachelor's degree
 ■ Graduate or professional degree



Note: Numbers may add to more than 100% due to rounding

Top Opportunities for Growth

These three areas represent the biggest opportunities for Currituck County to improve future attainment outcomes.



NC Pre-K Enrollment

46% of Currituck County eligible 4-year-olds are enrolled in NC Pre-K, below the rural metro county average of 59%.



Adult Learners

22% of Currituck County adults 25-44 have some college, no degree, above the rural metro county average of 17%.

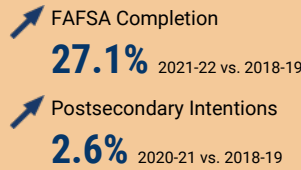
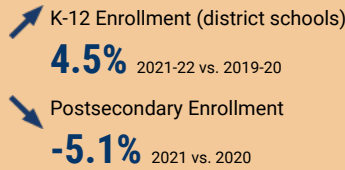


High School Graduation

84% of Currituck County 9th graders complete high school in 4 years or less, below the rural metro county average of 87%.

Impact of Covid-19 on Education Pipeline

Covid-19 has affected critical transition points along the education continuum.



Data Disruptions

- College-and-Career-Ready in Reading
- College-and-Career-Ready in Math
- Chronic Absenteeism



ncdemography.org

ACADEMIC READINESS

How students in Currituck County traditional schools are currently doing:

To meet state goals, each year Currituck County needs:

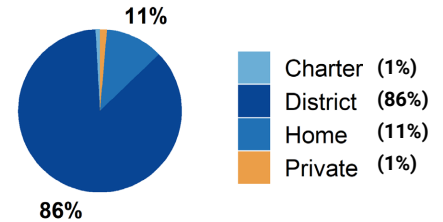
- **46%** of eligible 4-year-olds **enrolled in NC Pre-K program**; 29 more needed to meet state goal of **75%**. 2022
- **29%** of 3-8 graders are earning college-and-career-ready scores (level 4 or 5) in **reading**; 879 more needed to meet state goal of **73%**. 2022
- **36%** of 3-8 graders are earning college-and-career-ready scores (level 4 or 5) in **math**; 1,008 more needed to meet state goal of **86%**. 2022
- **84%** of 9th graders **graduate within four years**; 36 more needed to meet state goal of **95%**. 2021
- **22%** of students are **chronically absent from school**; 439 less needed to meet state goal of **11%**. 2021

Currituck County has a **student-to-school counselor ratio** of 374:1 versus 362:1 in peer counties. 2021

School Choice

5,050 total students were enrolled in K-12 in Currituck County in the 2021-22 school year.

Note: This profile focuses on outcomes of students enrolled in district schools.



Career and College Preparation

98 high school students took at least one **AP course (8%)** versus **9%** in peer counties (2021).

108 graduates participated in **Career & College Promise programs (41%)** versus **43%** in peer counties (2021).

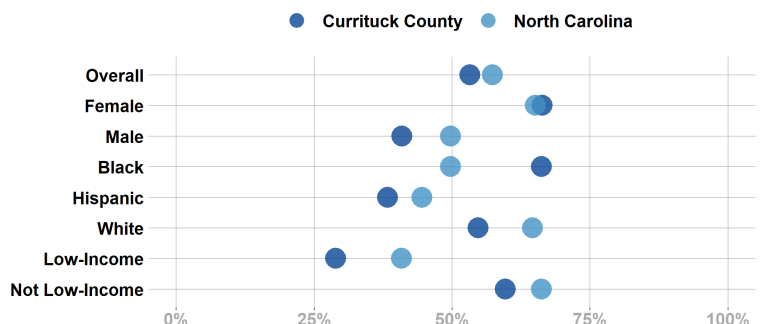
Students in Currituck County completed **152 Career & Technical Education concentrations** in 2021. The top three CTE concentrations completed include Human Services; Agricultural, Food, & Natural Resources; and Law, Public Safety, Corrections, & Security.

COLLEGE & CAREER ACCESS

- **60%** of seniors **completed the FAFSA** in 2022; 47 more need to complete in 2022 to meet state goal of **80%**. 2022
<https://www.myfuturenc.org/ourwork/first-in-fafsa/>
- **66%** of graduates reported **intentions to enroll** in a postsecondary institution versus 69% in peer counties. 2021
- **51%** of graduates **enrolled in a postsecondary institution** within 12 months versus 49% in peer counties. 2021

52% of Currituck County students have **parents with no college degree** (either 2- or 4-year) versus 58% in peer counties.

Postsecondary Enrollment Rates for Select Groups in Currituck County, 2021



Note: Outcomes for demographic groups with fewer than 10 students are not displayed.

Success of Currituck County High School Graduates

Top destinations of graduates, 2016-2020

- **48%** of college-goers attended a **public 4-year college**
 - **10%** of college-goers attended a **private 4-year college**
 - **38%** of college-goers attended a **public 2-year college**
 - **<5%** of college-goers attended a **private 2-year college**
 - **75%** of college-goers attended an **in-state college**
- **77%** of students who enroll **persist to their second year** versus 73% in peer counties. 2021
 - **59%** of students who enroll **earn a degree or credential** within 6 years versus 57% in peer counties. 2021

Adult Learners

Currituck County resident enrollments in NC Community Colleges, 2021

- 17** Basic Skills
- 243** Continuing Education
- 451** Curriculum



12% of Currituck County residents have **student loan debt**; 8% of debt holders had **student loans in default**. 2020

In your Prosperity Zone Sub-Region:

70.0%

of postsecondary degrees and credentials conferred by regional institutions are **aligned with labor market needs**.

Top areas of misalignment:

- Transportation, Distribution & Logistics** (below bachelor's)
- Health Science** (bachelor's)
- Business Management & Administration** (bachelor's)

- 13** Individuals served in an ApprenticeshipNC program in 2020

UNC and NC Community College Outcomes:

- 632** graduates in 2020
- 62%** of 2016 graduates were employed in NC in 2021
- \$33,554** annual average earnings of graduates employed in NC (includes both part-time and full-time jobs)

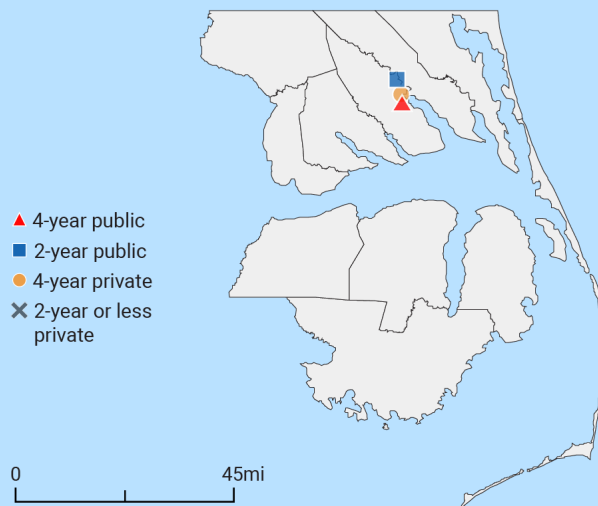
In 2021 your Workforce Development Board served:

- 3,785** in Basic Services
- 2,643** in Career Services
- 293** in Education Services



12.4% of young adults ages 16-24 in Currituck County were **not working and not in school** versus 15.2% in peer counties. 2019

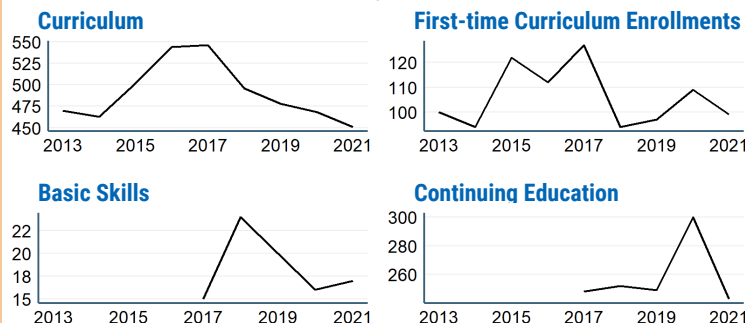
Postsecondary assets in Elizabeth City Prosperity Zone sub-region



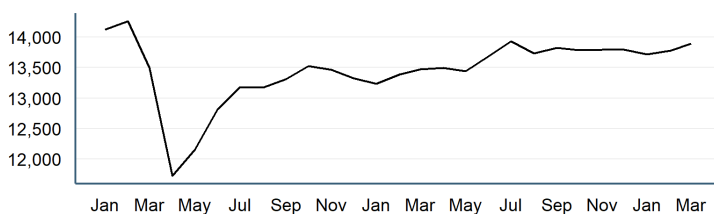
Degree Credentials Awarded, 2021

238 certificate | **386** associate | **345** bachelor's

Impact of Covid-19 on NC Community College Enrollment



Number of Currituck County residents employed, January 2020 to March 2022



Promising Attainment Practices

The new **Promising Attainment Practices Database** is a curated, searchable, and filterable collection of about 250 county, region, and state-level initiatives and programs that directly address various components of the state's attainment challenge. The Database allows local and regional initiative leaders and other stakeholders to identify groups across the state who are developing or operating initiatives designed to boost attainment.

Follow link to discover how Currituck County has been meeting local needs:

https://dashboard.myfuturenc.org/promising-attainment-practices/?wdt_search=Currituck

For more information about each indicator, including data sources and methodology, visit:

dashboard.myfuturenc.org/county-data-and-resources/