

Dare County

2030 NC Degree Attainment Goal: 2 million (67%)
2030 Proposed Dare County Attainment Goal: 5,359 (57%)



Elizabeth City
 Prosperity Zone Sub-Region
Peer County Type: Rural Non-Metro
Local Education Agencies: 1
Charter Schools: 0

Population Spotlight

2010 Census: 33,920
 2020 Census: 36,915
 Change: 2,995

Growth Rate

8.8% County vs. **9.5%** State

\$72,962
 Median Household Income (2020)

10.7%
 Child Poverty Rate (2020)

94%
 Households with Broadband (2020)


77%
 Home Owners (2020)

86%
 Voter Registration Rate (2021)

6.0%
 Unemployment Rate (2021)

Educational Attainment

Dare County residents ages 25-44, 2021



No Degree
43.0%
 3,356

Have Degree or Credential
57.0%
 4,454

Note: Numbers may add to more than 100% due to rounding

Top Opportunities for Growth

These three areas represent the biggest opportunities for Dare County to improve future attainment outcomes.



Adult Learners

17% of Dare County adults 25-44 have some college, no degree, above the state average of 15%.



Opportunity Youth

13% of Dare County youth ages 16-24 are not working and not in school, above the state average of 12%.

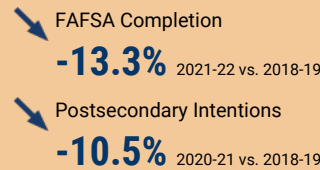
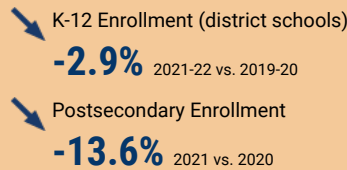


Math Performance

35% of Dare County 3-8 graders earn college-and-career-ready scores in Math, below the state goal of 86%.

Impact of Covid-19 on Education Pipeline

Covid-19 has affected critical transition points along the education continuum.



Data Disruptions

- College-and-Career-Ready in Reading
- College-and-Career-Ready in Math
- Chronic Absenteeism



ncdemography.org

ACADEMIC READINESS

How students in Dare County traditional schools are currently doing:

To meet state goals, each year Dare County needs:

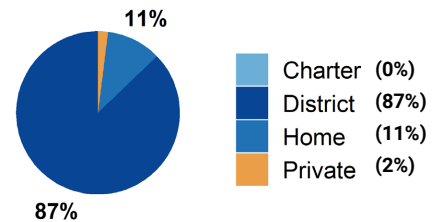
- Dare County has met the goal for **Pre-K enrollment**. (Goal: **75%**). 2022
- **34%** of 3-8 graders are earning college-and-career-ready scores (level 4 or 5) in **reading**; 890 more needed to meet state goal of **73%**. 2022
- **35%** of 3-8 graders are earning college-and-career-ready scores (level 4 or 5) in **math**; 1,171 more needed to meet state goal of **86%**. 2022
- **93%** of 9th graders **graduate within four years**; 7 more needed to meet state goal of **95%**. 2021
- **20%** of students are **chronically absent from school**; 459 less needed to meet state goal of **11%**. 2021

Dare County has a **student-to-school counselor ratio** of 313:1 versus 318:1 in peer counties. 2021

School Choice

5,850 total students were enrolled in K-12 in Dare County in the 2021-22 school year.

Note: This profile focuses on outcomes of students enrolled in district schools.



Career and College Preparation

385 high school students took at least one **AP course** (**23%**) versus **7%** in peer counties (2021).

202 graduates participated in **Career & College Promise programs** (**47%**) versus **49%** in peer counties (2021).

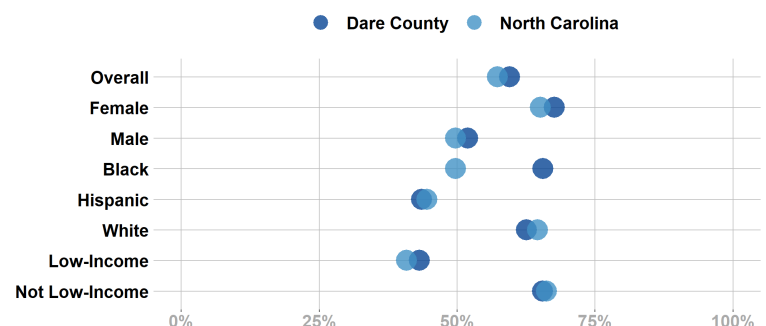
Students in Dare County completed **136 Career & Technical Education concentrations** in 2021. The top three CTE concentrations completed include Human Services; Arts, Audio/Video Technology, & Communications; and Hospitality & Tourism.

COLLEGE & CAREER ACCESS

- **62%** of seniors **completed the FAFSA** in 2022; 73 more need to complete in 2022 to meet state goal of **80%**. 2022
<https://www.myfuturenc.org/ourwork/first-in-fafsa/>
- **76%** of graduates reported **intentions to enroll** in a postsecondary institution versus 69% in peer counties. 2021
- **58%** of graduates **enrolled in a postsecondary institution** within 12 months versus 50% in peer counties. 2021

46% of Dare County students have **parents with no college degree** (either 2- or 4-year) versus 59% in peer counties.

Postsecondary Enrollment Rates for Select Groups in Dare County, 2021



Note: Outcomes for demographic groups with fewer than 10 students are not displayed.

POSTSECONDARY COMPLETION

Success of Dare County High School Graduates

Top destinations of graduates, 2016-2020

- 50% of college-goers attended a **public 4-year college**
 - 14% of college-goers attended a **private 4-year college**
 - 35% of college-goers attended a **public 2-year college**
 - <5% of college-goers attended a **private 2-year college**
 - 85% of college-goers attended an **in-state college**
- 82% of students who enroll **persist to their second year** versus 73% in peer counties. 2021
 - 62% of students who enroll **earn a degree or credential** within 6 years versus 55% in peer counties. 2021

Adult Learners

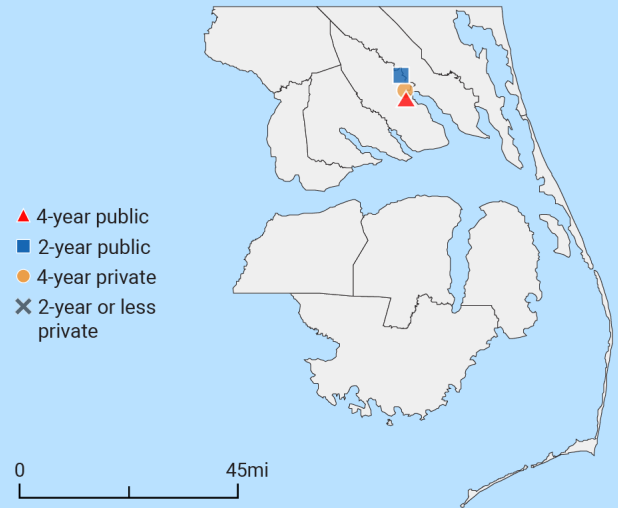
Dare County resident enrollments in NC Community Colleges, 2021

- 49 Basic Skills
- 375 Continuing Education
- 750 Curriculum



7% of Dare County residents have **student loan debt**; 8% of debt holders had **student loans in default**. 2020

Postsecondary assets in Elizabeth City Prosperity Zone sub-region



Degree Credentials Awarded, 2021

238 certificate | 386 associate | 345 bachelor's

LABOR MARKET ALIGNMENT

In your Prosperity Zone Sub-Region:

70.0%

of postsecondary degrees and credentials conferred by regional institutions are **aligned with labor market needs**.

Top areas of misalignment:

- Transportation, Distribution & Logistics** (below bachelor's)
- Health Science** (bachelor's)
- Business Management & Administration** (bachelor's)

13 Individuals served in an ApprenticeshipNC program in 2020

UNC and NC Community College Outcomes:

- 632 graduates in 2020
- 62% of 2016 graduates were employed in NC in 2021
- \$33,554 annual average earnings of graduates employed in NC (includes both part-time and full-time jobs)

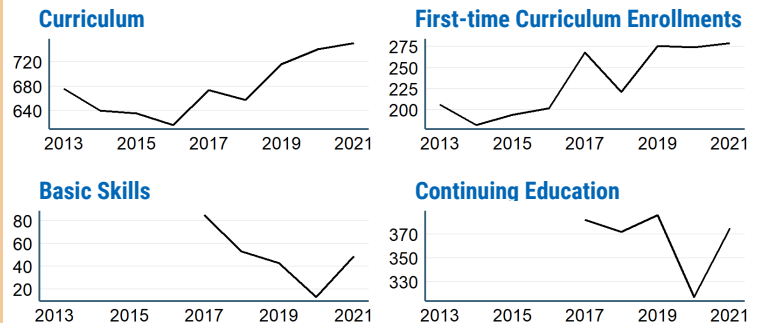
In 2021 your Workforce Development Board served:

- 3,785 in Basic Services
- 2,643 in Career Services
- 293 in Education Services

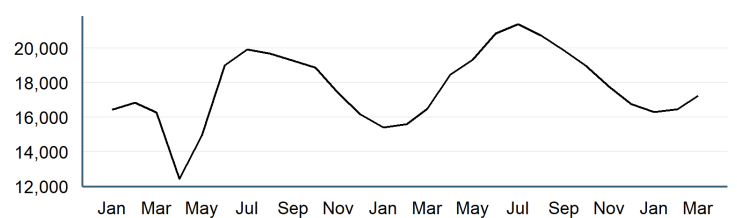


13.0% of young adults ages 16-24 in Dare County were **not working and not in school** versus 15.2% in peer counties. 2019

Impact of Covid-19 on NC Community College Enrollment



Number of Dare County residents employed, January 2020 to March 2022



Promising Attainment Practices

The new **Promising Attainment Practices Database** is a curated, searchable, and filterable collection of about 250 county, region, and state-level initiatives and programs that directly address various components of the state's attainment challenge. The Database allows local and regional initiative leaders and other stakeholders to identify groups across the state who are developing or operating initiatives designed to boost attainment.

Follow link to discover how Dare County has been meeting local needs:

https://dashboard.myfuturenc.org/promising-attainment-practices/?wdt_search=Dare

For more information about each indicator, including data sources and methodology, visit:

dashboard.myfuturenc.org/county-data-and-resources/