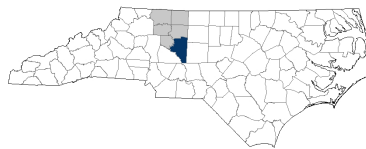


Davidson County



Winston-Salem
Prosperity Zone Sub-Region
Peer County Type: Suburban
Local Education Agencies: 3
Charter Schools: 1

2030 NC Degree Attainment Goal: 2 million (67%)
2030 Proposed Davidson County Attainment Goal: 27,490 (58%)

Population Spotlight

2010 Census: 162,878
2020 Census: 168,930
Change: 6,052

Growth Rate

3.7% County vs. **9.5%** State

\$56,067
Median Household Income (2020)

22.5%
Child Poverty Rate (2020)

87%
Households with Broadband (2020)

72%
Home Owners (2020)

77%
Voter Registration Rate (2021)

4.5%
Unemployment Rate (2021)

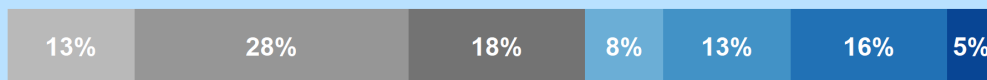
Educational Attainment

Davidson County residents ages 25-44, 2021

Less than high school | High school graduate (including GED) | Some college, no credential | Short-term credential | Associate degree | Bachelor's degree | Graduate or professional degree

No Degree
59.2%
23,262

Have Degree or Credential
40.8%
16,013



Note: Numbers may add to more than 100% due to rounding

Top Opportunities for Growth

These three areas represent the biggest opportunities for Davidson County to improve future attainment outcomes.



NC Pre-K Enrollment

34% of Davidson County eligible 4-year-olds are enrolled in NC Pre-K, below the suburban county average of 45%.



Earning College Credit in High School

29% of Davidson County graduates participated in the Career & College Promise programs, below the suburban county average of 33%. Also, 13% of high school students took at least one AP exam, below the peer county average of 15%.

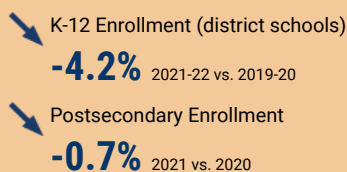


Opportunity Youth

16% of Davidson County youth ages 16-24 are not working and not in school, above the suburban county average of 11%.

Impact of Covid-19 on Education Pipeline

Covid-19 has affected critical transition points along the education continuum.



Data Disruptions

- College-and-Career-Ready in Reading
- College-and-Career-Ready in Math
- Chronic Absenteeism



ncdemography.org

ACADEMIC READINESS

How students in Davidson County traditional schools are currently doing:

To meet state goals, each year Davidson County needs:

- 34% of eligible 4-year-olds **enrolled in NC Pre-K program**; 392 more needed to meet state goal of 75%. 2022
- 26% of 3-8 graders are earning college-and-career-ready scores (level 4 or 5) in **reading**; 4,902 more needed to meet state goal of 73%. 2022
- 31% of 3-8 graders are earning college-and-career-ready scores (level 4 or 5) in **math**; 5,693 more needed to meet state goal of 86%. 2022
- 85% of 9th graders **graduate within four years**; 202 more needed to meet state goal of 95%. 2021
- 16% of students are **chronically absent from school**; 1,153 less needed to meet state goal of 11%. 2021

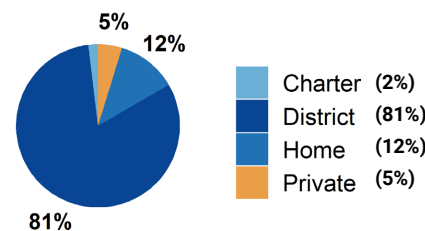


Davidson County has a **student-to-school counselor ratio** of 319:1 versus 336:1 in peer counties. 2021

School Choice

28,058 total students were enrolled in K-12 in Davidson County in the 2021-22 school year.

Note: This profile focuses on outcomes of students enrolled in district schools.



Career and College Preparation



929 high school students took at least one **AP course** (13%) versus 15% in peer counties (2021).



487 graduates participated in **Career & College Promise programs** (29%) versus 33% in peer counties (2021).

Students in Davidson County completed **1,390 Career & Technical Education concentrations** in 2021. The top three CTE concentrations completed include Health Science; Human Services; and Agricultural, Food, & Natural Resources.

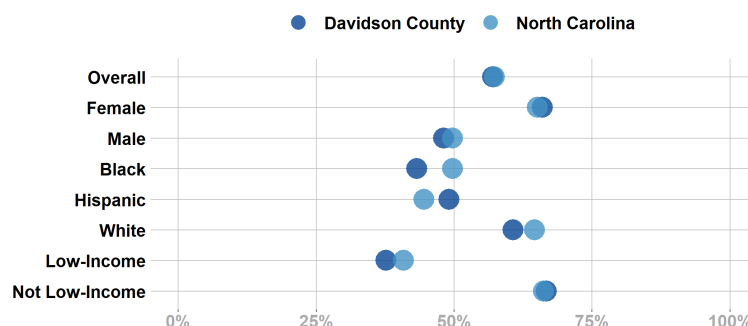
COLLEGE & CAREER ACCESS

- 56% of seniors **completed the FAFSA** in 2022; 392 more need to complete in 2022 to meet state goal of 80%. 2022
<https://www.myfuturenc.org/ourwork/first-in-fafsa/>
- 80% of graduates reported **intentions to enroll** in a postsecondary institution versus 75% in peer counties. 2021
- 55% of graduates **enrolled in a postsecondary institution** within 12 months versus 55% in peer counties. 2021



57% of Davidson County students have **parents with no college degree** (either 2- or 4-year) versus 49% in peer counties.

Postsecondary Enrollment Rates for Select Groups in Davidson County, 2021



Note: Outcomes for demographic groups with fewer than 10 students are not displayed.

Success of Davidson County High School Graduates

Top destinations of graduates, 2016-2020

- **42%** of college-goers attended a **public 4-year college**
 - **14%** of college-goers attended a **private 4-year college**
 - **44%** of college-goers attended a **public 2-year college**
 - **<5%** of college-goers attended a **private 2-year college**
 - **95%** of college-goers attended an **in-state college**
- **79%** of students who enroll **persist to their second year** versus 77% in peer counties. 2021
 - **58%** of students who enroll **earn a degree or credential** within 6 years versus 60% in peer counties. 2021

Adult Learners

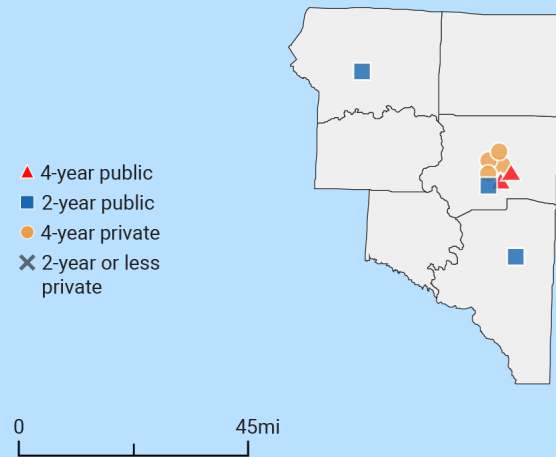
Davidson County resident enrollments in NC Community Colleges, 2021

- 513** Basic Skills
- 1,439** Continuing Education
- 3,240** Curriculum



13% of Davidson County residents have **student loan debt**; 13% of debt holders had **student loans in default**. 2020

Postsecondary assets in Winston-Salem Prosperity Zone sub-region



Degree Credentials Awarded, 2021

2,520 certificate | **2,157** associate | **2,664** bachelor's

In your Prosperity Zone Sub-Region:

83.2%

of postsecondary degrees and credentials conferred by regional institutions are **aligned with labor market needs**.

Top areas of misalignment:

- Transportation, Distribution & Logistics** (below bachelor's)
- Health Science** (below bachelor's and bachelor's)
- Business Management & Administration** (bachelor's)

1,224 Individuals served in an ApprenticeshipNC program in 2020

UNC and NC Community College Outcomes:

- 4,918** graduates in 2020
- 78%** of 2016 graduates were employed in NC in 2021
- \$43,544** annual average earnings of graduates employed in NC (includes both part-time and full-time jobs)

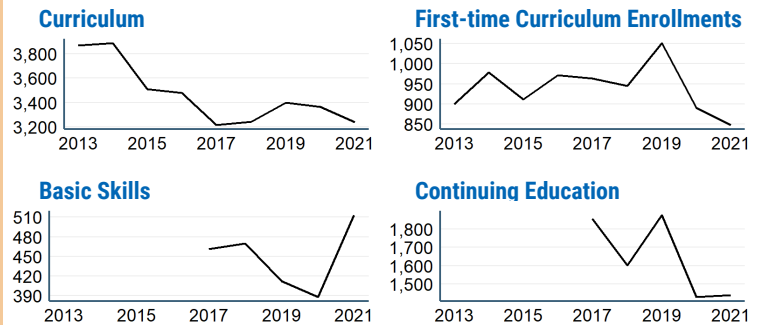
In 2021 your Workforce Development Board served:

- 3,196** in Basic Services
- 1,314** in Career Services
- 144** in Education Services

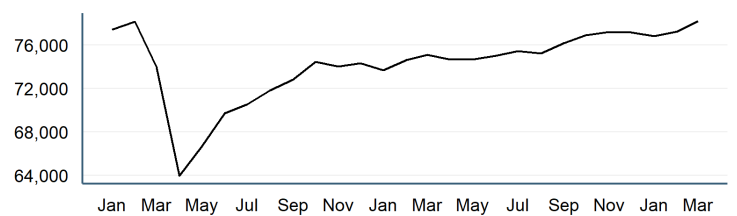


15.5% of young adults ages 16-24 in Davidson County were **not working and not in school** versus 11.2% in peer counties. 2019

Impact of Covid-19 on NC Community College Enrollment



Number of Davidson County residents employed, January 2020 to March 2022



Promising Attainment Practices

The new **Promising Attainment Practices Database** is a curated, searchable, and filterable collection of about 250 county, region, and state-level initiatives and programs that directly address various components of the state's attainment challenge. The Database allows local and regional initiative leaders and other stakeholders to identify groups across the state who are developing or operating initiatives designed to boost attainment.

Follow link to discover how Davidson County has been meeting local needs:

https://dashboard.myfuturenc.org/promising-attainment-practices/?wdt_search=Davidson

For more information about each indicator, including data sources and methodology, visit:

dashboard.myfuturenc.org/county-data-and-resources/