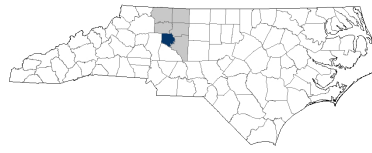


Davie County



Winston-Salem
Prosperity Zone Sub-Region
Peer County Type: Rural Metro
Local Education Agencies: 1
Charter Schools: 0

2030 NC Degree Attainment Goal: 2 million (67%)
2030 Proposed Davie County Attainment Goal: 6,047 (52%)

Population Spotlight

2010 Census: 41,240
2020 Census: 42,712
Change: 1,472

Growth Rate

3.6% County vs. **9.5%** State

\$65,418
Median Household Income (2020)

20.0%
Child Poverty Rate (2020)

93%
Households with Broadband (2020)

82%
Home Owners (2020)

82%
Voter Registration Rate (2021)

4.3%
Unemployment Rate (2021)

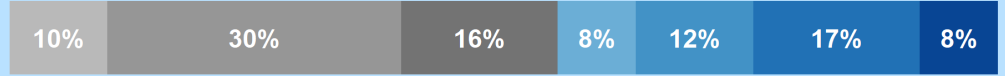
Educational Attainment

Davie County residents ages 25-44, 2021

No Degree
55.6%
4,925

Have Degree or Credential
44.4%
3,926

Legend: Less than high school, High school graduate (including GED), Some college, no credential, Short-term credential, Associate degree, Bachelor's degree, Graduate or professional degree



Note: Numbers may add to more than 100% due to rounding

Top Opportunities for Growth

These three areas represent the biggest opportunities for Davie County to improve future attainment outcomes.



School Counselors

Davie County has a student-to-school counselor ratio of 380:1, above the rural metro county average of 362:1.



Opportunity Youth

15% of Davie County youth ages 16-24 are not working and not in school, above the state average of 12%.

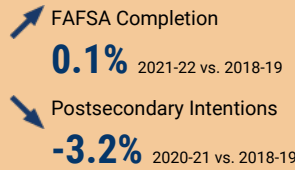
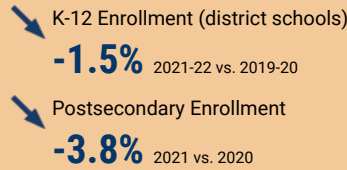


Adult Learners

17% of Davie County adults 25-44 have some college, no degree, above the state average of 15%.

Impact of Covid-19 on Education Pipeline

Covid-19 has affected critical transition points along the education continuum.



Data Disruptions

- College-and-Career-Ready in Reading
- College-and-Career-Ready in Math
- Chronic Absenteeism



ncdemography.org

ACADEMIC READINESS

How students in Davie County traditional schools are currently doing:

To meet state goals, each year Davie County needs:

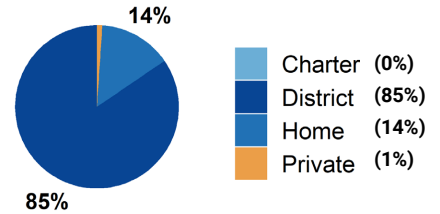
- Davie County has met the goal for **Pre-K enrollment**. (Goal: **75%**). 2022
- 32%** of 3-8 graders are earning college-and-career-ready scores (level 4 or 5) in **reading**; 1,131 more needed to meet state goal of **73%**. 2022
- 41%** of 3-8 graders are earning college-and-career-ready scores (level 4 or 5) in **math**; 1,258 more needed to meet state goal of **86%**. 2022
- 88%** of 9th graders **graduate within four years**; 31 more needed to meet state goal of **95%**. 2021
- 22%** of students are **chronically absent from school**; 619 less needed to meet state goal of **11%**. 2021

Davie County has a **student-to-school counselor ratio** of 380:1 versus 362:1 in peer counties. 2021

School Choice

7,078 total students were enrolled in K-12 in Davie County in the 2021-22 school year.

Note: This profile focuses on outcomes of students enrolled in district schools.



Career and College Preparation

236 high school students took at least one **AP course** (**13%**) versus **9%** in peer counties (2021).

134 graduates participated in **Career & College Promise programs** (**32%**) versus **43%** in peer counties (2021).

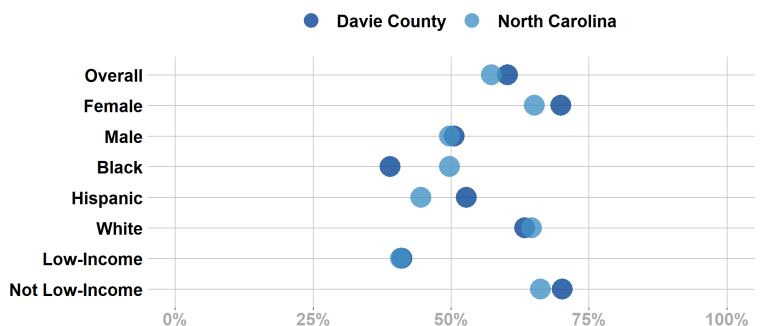
Students in Davie County completed **225 Career & Technical Education concentrations** in 2021. The top three CTE concentrations completed include Architecture and Construction; Arts, Audio/Video Technology, & Communications; and Science, Technology, Engineering, & Mathematics.

COLLEGE & CAREER ACCESS

- 61%** of seniors **completed the FAFSA** in 2022; 84 more need to complete in 2022 to meet state goal of **80%**. 2022
<https://www.myfuturenc.org/ourwork/first-in-fafsa/>
- 76%** of graduates reported **intentions to enroll** in a postsecondary institution versus 69% in peer counties. 2021
- 58%** of graduates **enrolled in a postsecondary institution** within 12 months versus 49% in peer counties. 2021

59% of Davie County students have **parents with no college degree** (either 2- or 4-year) versus 58% in peer counties.

Postsecondary Enrollment Rates for Select Groups in Davie County, 2021



Note: Outcomes for demographic groups with fewer than 10 students are not displayed.

Success of Davie County High School Graduates

Top destinations of graduates, 2016-2020

- 47% of college-goers attended a **public 4-year college**
 - 13% of college-goers attended a **private 4-year college**
 - 40% of college-goers attended a **public 2-year college**
 - <5% of college-goers attended a **private 2-year college**
 - 92% of college-goers attended an **in-state college**
- 84% of students who enroll **persist to their second year** versus 73% in peer counties. 2021
 - 71% of students who enroll **earn a degree or credential** within 6 years versus 57% in peer counties. 2021

Adult Learners

Davie County resident enrollments in NC Community Colleges, 2021

- 152 Basic Skills
- 395 Continuing Education
- 939 Curriculum



10% of Davie County residents have **student loan debt**; 6% of debt holders had **student loans in default**. 2020

Postsecondary assets in Winston-Salem Prosperity Zone sub-region



0 45mi

Degree Credentials Awarded, 2021

2,520 certificate | 2,157 associate | 2,664 bachelor's

In your Prosperity Zone Sub-Region:

83.2%

of postsecondary degrees and credentials conferred by regional institutions are **aligned with labor market needs**.

Top areas of misalignment:

- Transportation, Distribution & Logistics** (below bachelor's)
- Health Science** (below bachelor's and bachelor's)
- Business Management & Administration** (bachelor's)

1,224 Individuals served in an ApprenticeshipNC program in 2020

UNC and NC Community College Outcomes:

- 4,918 graduates in 2020
- 78% of 2016 graduates were employed in NC in 2021
- \$43,544 annual average earnings of graduates employed in NC (includes both part-time and full-time jobs)

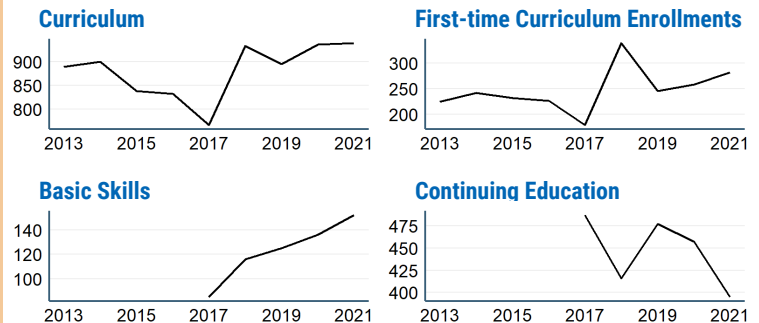
In 2021 your Workforce Development Board served:

- 12,639 in Basic Services
- 5,245 in Career Services
- 785 in Education Services

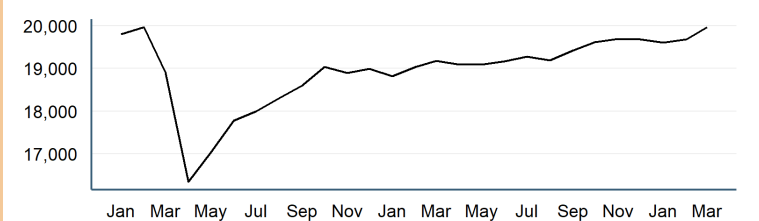


15.0% of young adults ages 16-24 in Davie County were **not working and not in school** versus 15.2% in peer counties. 2019

Impact of Covid-19 on NC Community College Enrollment



Number of Davie County residents employed, January 2020 to March 2022



Promising Attainment Practices

The new **Promising Attainment Practices Database** is a curated, searchable, and filterable collection of about 250 county, region, and state-level initiatives and programs that directly address various components of the state's attainment challenge. The Database allows local and regional initiative leaders and other stakeholders to identify groups across the state who are developing or operating initiatives designed to boost attainment.

Follow link to discover how Davie County has been meeting local needs:

https://dashboard.myfuturenc.org/promising-attainment-practices/?wdt_search=Davie

For more information about each indicator, including data sources and methodology, visit:

dashboard.myfuturenc.org/county-data-and-resources/