

Duplin County

2030 NC Degree Attainment Goal: 2 million (67%)
2030 Proposed Duplin County Attainment Goal: 6,107 (40%)



■ Goldsboro-Kinston Prosperity Zone Sub-Region
Peer County Type: Rural Non-Metro
Local Education Agencies: 1
Charter Schools: 0

Population Spotlight

2010 Census: 58,505
 2020 Census: 48,715
 Change: -9,790

Growth Rate

-16.7% vs. **9.5%**
 County State

\$49,755
 Median Household Income (2020)

30.9%
 Child Poverty Rate (2020)

80%
 Households with Broadband (2020)

69%
 Home Owners (2020)

66%
 Voter Registration Rate (2021)

4.4%
 Unemployment Rate (2021)

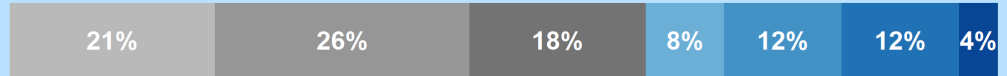
Educational Attainment

Duplin County residents ages 25-44, 2021

■ Less than high school ■ High school graduate (including GED) ■ Some college, no credential ■ Short-term credential ■ Associate degree ■ Bachelor's degree ■ Graduate or professional degree

No Degree
65.1%
 7,300

Have Degree or Credential
34.9%
 3,917



Note: Numbers may add to more than 100% due to rounding

Top Opportunities for Growth

These three areas represent the biggest opportunities for Duplin County to improve future attainment outcomes.



Math Performance

17% of Duplin County 3-8 graders earn college-and-career-ready scores in Math, below the rural non-metro county average of 26%.



Reading Performance

16% of Duplin County 3-8 graders earn college-and-career-ready scores in Reading, below the rural non-metro county average of 24%.

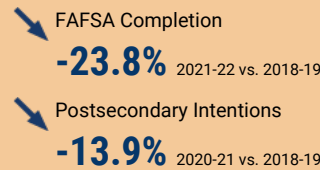
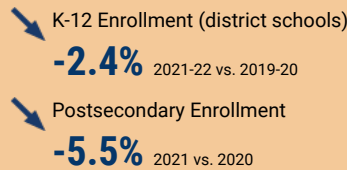


School Counselors

Duplin County has a student-to-school counselor ratio of 405:1, above the rural non-metro county average of 318:1.

Impact of Covid-19 on Education Pipeline

Covid-19 has affected critical transition points along the education continuum.



Data Disruptions

- College-and-Career-Ready in Reading
- College-and-Career-Ready in Math
- Chronic Absenteeism



ncdemography.org

ACADEMIC READINESS

How students in Duplin County traditional schools are currently doing:

To meet state goals, each year Duplin County needs:

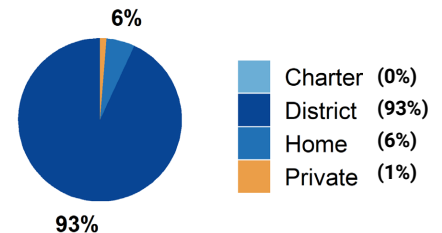
- **64%** of eligible 4-year-olds **enrolled in NC Pre-K program**; 55 more needed to meet state goal of **75%**. 2022
- **16%** of 3-8 graders are earning college-and-career-ready scores (level 4 or 5) in **reading**; 2,504 more needed to meet state goal of **73%**. 2022
- **17%** of 3-8 graders are earning college-and-career-ready scores (level 4 or 5) in **math**; 3,035 more needed to meet state goal of **86%**. 2022
- **86%** of 9th graders **graduate within four years**; 64 more needed to meet state goal of **95%**. 2021
- **14%** of students are **chronically absent from school**; 319 less needed to meet state goal of **11%**. 2021

Duplin County has a **student-to-school counselor ratio** of 405:1 versus 318:1 in peer counties. 2021

School Choice

10,126 total students were enrolled in K-12 in Duplin County in the 2021-22 school year.

Note: This profile focuses on outcomes of students enrolled in district schools.



Career and College Preparation

95 high school students took at least one **AP course** (<5%) versus **7%** in peer counties (2021).

256 graduates participated in **Career & College Promise programs** (**45%**) versus **49%** in peer counties (2021).

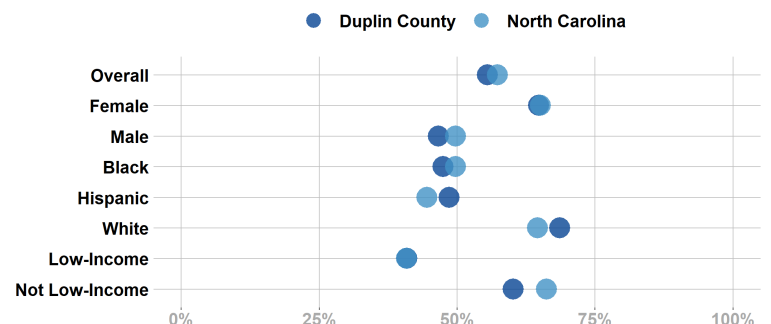
Students in Duplin County completed **465 Career & Technical Education concentrations** in 2021. The top three CTE concentrations completed include Health Science; Agricultural, Food, & Natural Resources; and Human Services.

COLLEGE & CAREER ACCESS

- **51%** of seniors **completed the FAFSA** in 2022; 141 more need to complete in 2022 to meet state goal of **80%**. 2022
<https://www.myfuturenc.org/ourwork/first-in-fafsa/>
- **65%** of graduates reported **intentions to enroll** in a postsecondary institution versus 69% in peer counties. 2021
- **54%** of graduates **enrolled in a postsecondary institution** within 12 months versus 50% in peer counties. 2021

70% of Duplin County students have **parents with no college degree** (either 2- or 4-year) versus 59% in peer counties.

Postsecondary Enrollment Rates for Select Groups in Duplin County, 2021



Note: Outcomes for demographic groups with fewer than 10 students are not displayed.

Success of Duplin County High School Graduates

Top destinations of graduates, 2016-2020

- **28%** of college-goers attended a **public 4-year college**
 - **13%** of college-goers attended a **private 4-year college**
 - **58%** of college-goers attended a **public 2-year college**
 - **<5%** of college-goers attended a **private 2-year college**
 - **95%** of college-goers attended an **in-state college**
- **70%** of students who enroll **persist to their second year** versus 73% in peer counties. 2021
 - **61%** of students who enroll **earn a degree or credential** within 6 years versus 55% in peer counties. 2021

Adult Learners

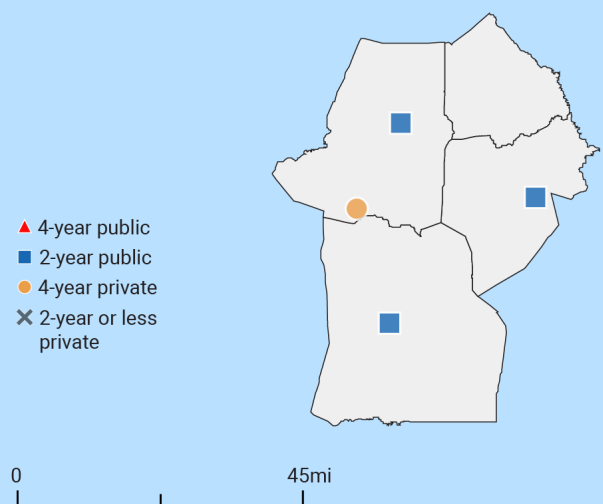
Duplin County resident enrollments in NC Community Colleges, 2021

- 173** Basic Skills
- 967** Continuing Education
- 1,575** Curriculum



13% of Duplin County residents have **student loan debt**; **12%** of debt holders had **student loans in default**. 2020

Postsecondary assets in Goldsboro-Kinston Prosperity Zone sub-region



Degree Credentials Awarded, 2021

1,817 certificate | **1,321** associate | **552** bachelor's

In your Prosperity Zone Sub-Region:

70.5%

of postsecondary degrees and credentials conferred by regional institutions are **aligned with labor market needs**.

Top areas of misalignment:

- Health Science** (all levels)
- Transportation, Distribution & Logistics** (below bachelor's)
- Business Management & Administration** (bachelor's)

117 Individuals served in an ApprenticeshipNC program in 2020

UNC and NC Community College Outcomes:

- 1,646** graduates in 2020
- 75%** of 2016 graduates were employed in NC in 2021
- \$38,627** annual average earnings of graduates employed in NC (includes both part-time and full-time jobs)

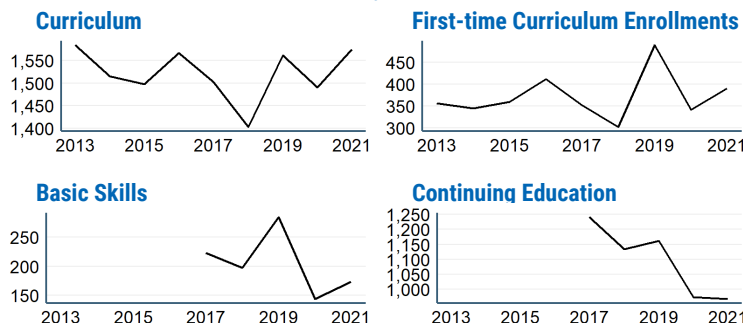
In 2021 your Workforce Development Board served:

- 11,622** in Basic Services
- 5,489** in Career Services
- 674** in Education Services

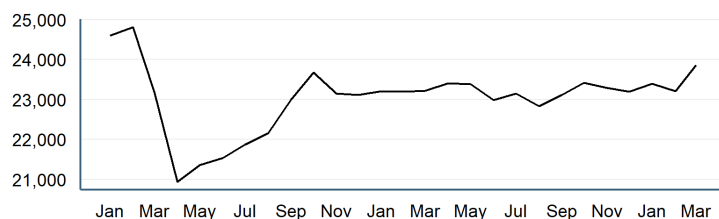


13.2% of young adults ages 16-24 in Duplin County were **not working and not in school** versus **15.2%** in peer counties. 2019

Impact of Covid-19 on NC Community College Enrollment



Number of Duplin County residents employed, January 2020 to March 2022



Promising Attainment Practices

The new **Promising Attainment Practices Database** is a curated, searchable, and filterable collection of about 250 county, region, and state-level initiatives and programs that directly address various components of the state's attainment challenge. The Database allows local and regional initiative leaders and other stakeholders to identify groups across the state who are developing or operating initiatives designed to boost attainment.

Follow link to discover how Duplin County has been meeting local needs:

https://dashboard.myfuturenc.org/promising-attainment-practices/?wdt_search=Duplin

For more information about each indicator, including data sources and methodology, visit:

dashboard.myfuturenc.org/county-data-and-resources/