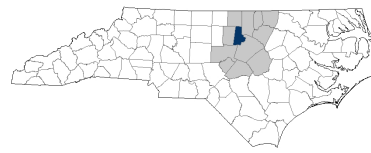


# Durham County

**2030 NC Degree Attainment Goal: 2 million (67%)**  
**2030 Proposed Durham County Attainment Goal: 73,098 (75%)**



Raleigh-Durham  
 Prosperity Zone Sub-Region  
**Peer County Type: Urban**  
**Local Education Agencies: 1**  
**Charter Schools: 16**

## Population Spotlight

2010 Census: 267,587  
 2020 Census: 324,833  
 Change: 57,246

## Growth Rate

**21.4%** vs. **9.5%**  
 County State

**\$65,619**  
 Median Household Income (2020)

**19.1%**  
 Child Poverty Rate (2020)

**92%**  
 Households with Broadband (2020)

**55%**  
 Home Owners (2020)

**88%**  
 Voter Registration Rate (2021)

**4.1%**  
 Unemployment Rate (2021)

## Educational Attainment

Durham County residents ages 25-44, 2021

**No Degree**  
**29.9%**  
 30,766

**Have Degree or Credential**  
**70.1%**  
 72,257

Less than high school High school graduate (including GED) Some college, no credential Short-term credential Associate degree Bachelor's degree Graduate or professional degree



Note: Numbers may add to more than 100% due to rounding

## Top Opportunities for Growth

These three areas represent the biggest opportunities for Durham County to improve future attainment outcomes.



### Transition to Postsecondary

51% of Durham County seniors enroll in postsecondary within 12 months of graduation, below the urban county average of 62%.



### Math Performance

25% of Durham County 3-8 graders earn college-and-career-ready scores in Math, below the urban county average of 35%.

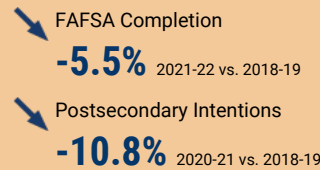
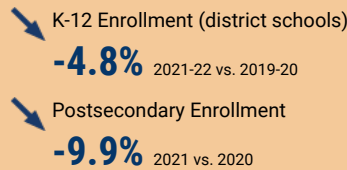


### NC Pre-K Enrollment

32% of Durham County eligible 4-year-olds are enrolled in NC Pre-K, below the urban county average of 40%.

## Impact of Covid-19 on Education Pipeline

Covid-19 has affected critical transition points along the education continuum.



## Data Disruptions

- College-and-Career-Ready in Reading
- College-and-Career-Ready in Math
- Chronic Absenteeism



[ncdemography.org](http://ncdemography.org)

## ACADEMIC READINESS

### How students in Durham County traditional schools are currently doing:

To meet state goals, each year Durham County needs:

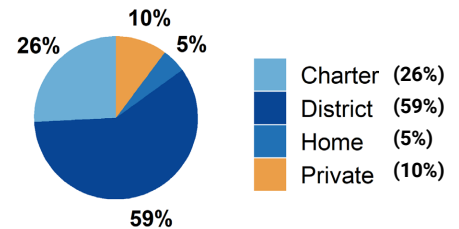
- 32%** of eligible 4-year-olds **enrolled in NC Pre-K program**; 863 more needed to meet state goal of **75%**. 2022
- 25%** of 3-8 graders are earning college-and-career-ready scores (level 4 or 5) in **reading**; 6,467 more needed to meet state goal of **73%**. 2022
- 25%** of 3-8 graders are earning college-and-career-ready scores (level 4 or 5) in **math**; 8,340 more needed to meet state goal of **86%**. 2022
- 87%** of 9th graders **graduate within four years**; 220 more needed to meet state goal of **95%**. 2021
- 34%** of students are **chronically absent from school**; 7,086 less needed to meet state goal of **11%**. 2021

Durham County has a **student-to-school counselor ratio** of 255:1 versus 294:1 in peer counties. 2021

### School Choice

52,983 total students were enrolled in K-12 in Durham County in the 2021-22 school year.

Note: This profile focuses on outcomes of students enrolled in district schools.



### Career and College Preparation

**1,866 high school students** took at least one **AP course (19%)** versus **25%** in peer counties (2021).

**394 graduates** participated in **Career & College Promise programs (16%)** versus **17%** in peer counties (2021).

Students in Durham County completed **765 Career & Technical Education concentrations** in 2021. The top three CTE concentrations completed include Arts, Audio/Video Technology, & Communications; Agricultural, Food, & Natural Resources; and Science, Technology, Engineering, & Mathematics.

## COLLEGE & CAREER ACCESS

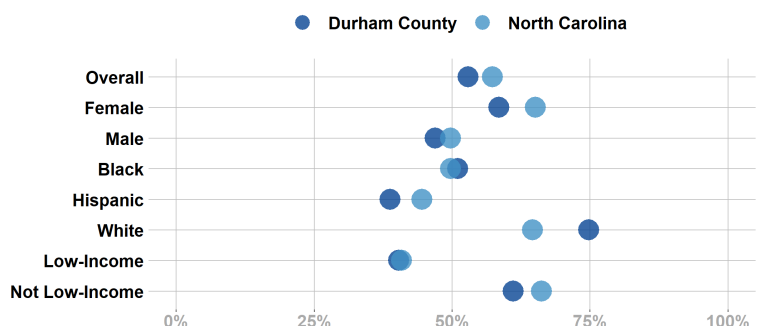
**57%** of seniors **completed the FAFSA** in 2022; 514 more need to complete in 2022 to meet state goal of **80%**. 2022  
<https://www.myfuturenc.org/ourwork/first-in-fafsa/>

**70%** of graduates reported **intentions to enroll** in a postsecondary institution versus 81% in peer counties. 2021

**51%** of graduates **enrolled in a postsecondary institution** within 12 months versus 62% in peer counties. 2021

**48%** of Durham County students have **parents with no college degree** (either 2- or 4-year) versus 40% in peer counties.

## Postsecondary Enrollment Rates for Select Groups in Durham County, 2021



Note: Outcomes for demographic groups with fewer than 10 students are not displayed.

## Success of Durham County High School Graduates


### Top destinations of graduates, 2016-2020

- **49%** of college-goers attended a **public 4-year college**
  - **16%** of college-goers attended a **private 4-year college**
  - **33%** of college-goers attended a **public 2-year college**
  - **<5%** of college-goers attended a **private 2-year college**
  - **89%** of college-goers attended an **in-state college**
- **75%** of students who enroll **persist to their second year** versus 81% in peer counties. 2021
  - **58%** of students who enroll **earn a degree or credential** within 6 years versus 62% in peer counties. 2021

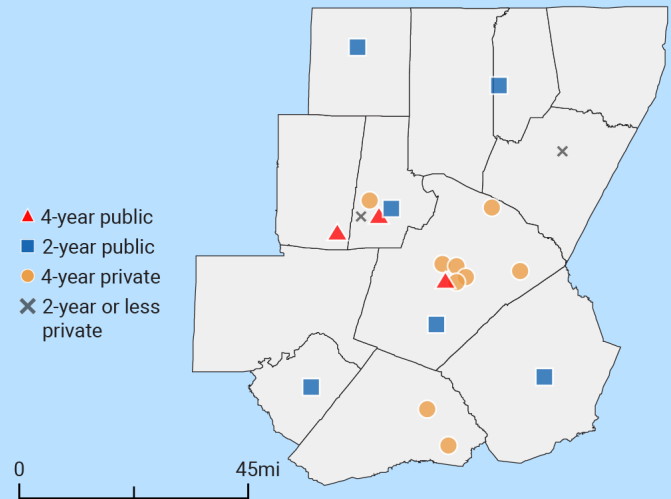
## Adult Learners

### Durham County resident enrollments in NC Community Colleges, 2021

- 712** Basic Skills
- 2,125** Continuing Education
- 3,939** Curriculum

 **22%** of Durham County residents have **student loan debt**; **9%** of debt holders had **student loans in default**. 2020

## Postsecondary assets in Raleigh-Durham Prosperity Zone sub-region



### Degree Credentials Awarded, 2021

**8,066** certificate | **5,938** associate | **16,203** bachelor's

## In your Prosperity Zone Sub-Region:

**78.8%**

of postsecondary degrees and credentials conferred by regional institutions are **aligned with labor market needs**.

### Top areas of misalignment:

- Health Science** (below bachelor's)
- Business Management & Administration** (bachelor's)
- Information Technology** (bachelor's)


**5,347** Individuals served in an ApprenticeshipNC program in 2020

### UNC and NC Community College Outcomes:

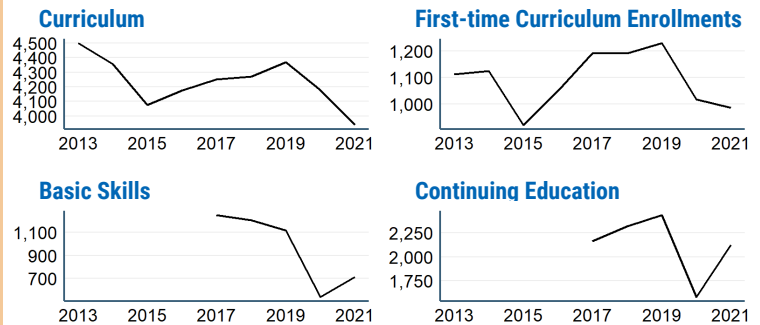
- 19,047** graduates in 2020
- 65%** of 2016 graduates were employed in NC in 2021
- \$50,028** annual average earnings of graduates employed in NC (includes both part-time and full-time jobs)

### In 2021 your Workforce Development Board served:

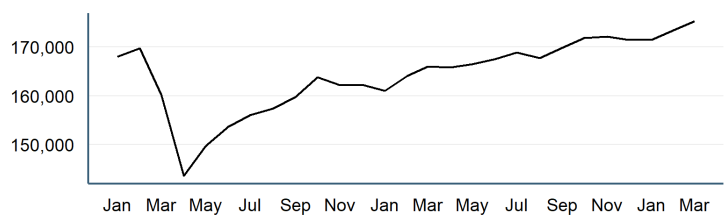
- 6,170** in Basic Services
- 2,370** in Career Services
- 135** in Education Services

 **7.8%** of young adults ages 16-24 in Durham County were **not working and not in school** versus **9.2%** in peer counties. 2019

## Impact of Covid-19 on NC Community College Enrollment



## Number of Durham County residents employed, January 2020 to March 2022



## Promising Attainment Practices

The new **Promising Attainment Practices Database** is a curated, searchable, and filterable collection of about 250 county, region, and state-level initiatives and programs that directly address various components of the state's attainment challenge. The Database allows local and regional initiative leaders and other stakeholders to identify groups across the state who are developing or operating initiatives designed to boost attainment.

Follow link to discover how Durham County has been meeting local needs:

[https://dashboard.myfuturenc.org/promising-attainment-practices/?wdt\\_search=Durham](https://dashboard.myfuturenc.org/promising-attainment-practices/?wdt_search=Durham)

For more information about each indicator, including data sources and methodology, visit:

[dashboard.myfuturenc.org/county-data-and-resources/](https://dashboard.myfuturenc.org/county-data-and-resources/)