

Edgecombe County



Rocky Mount-Wilson
Prosperity Zone Sub-Region
Peer County Type: Rural Metro
Local Education Agencies: 1
Charter Schools: 1

2030 NC Degree Attainment Goal: 2 million (67%)
2030 Proposed Edgecombe County Attainment Goal: 5,762 (48%)

Population Spotlight

2010 Census: 56,552
2020 Census: 48,900
Change: -7,652

Growth Rate

-13.5% vs. **9.5%**
County State

\$45,156
Median Household Income (2020)

37.0%
Child Poverty Rate (2020)

76%
Households with Broadband (2020)

61%
Home Owners (2020)

75%
Voter Registration Rate (2021)

8.5%
Unemployment Rate (2021)


Educational Attainment

Edgecombe County residents ages 25-44, 2021

No Degree
63.9%
7,356

Have Degree or Credential
36.1%
4,149

Less than high school High school graduate (including GED) Some college, no credential Short-term credential Associate degree Bachelor's degree Graduate or professional degree



Note: Numbers may add to more than 100% due to rounding

Top Opportunities for Growth

These three areas represent the biggest opportunities for Edgecombe County to improve future attainment outcomes.



Math Performance

14% of Edgecombe County 3-8 graders earn college-and-career-ready scores in Math, below the rural metro county average of 28%.



Reading Performance

13% of Edgecombe County 3-8 graders earn college-and-career-ready scores in Reading, below the rural metro county average of 25%.

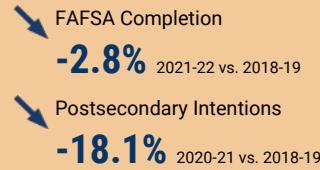
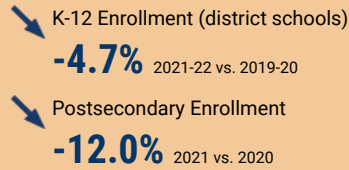


Postsecondary Completion

45% of Edgecombe County high school graduates who enroll in postsecondary earn a degree or credential within 6 years, below the rural metro county average of 57%.

Impact of Covid-19 on Education Pipeline

Covid-19 has affected critical transition points along the education continuum.



Data Disruptions

- College-and-Career-Ready in Reading
- College-and-Career-Ready in Math
- Chronic Absenteeism



ncdemography.org

ACADEMIC READINESS

How students in Edgecombe County traditional schools are currently doing:

To meet state goals, each year Edgecombe County needs:

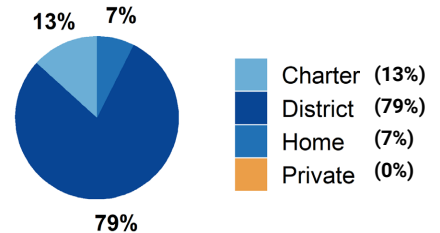
- 60%** of eligible 4-year-olds **enrolled in NC Pre-K program**; 63 more needed to meet state goal of **75%**. 2022
- 13%** of 3-8 graders are earning college-and-career-ready scores (level 4 or 5) in **reading**; 1,522 more needed to meet state goal of **73%**. 2022
- 14%** of 3-8 graders are earning college-and-career-ready scores (level 4 or 5) in **math**; 1,834 more needed to meet state goal of **86%**. 2022
- 85%** of 9th graders **graduate within four years**; 46 more needed to meet state goal of **95%**. 2021
- 36%** of students are **chronically absent from school**; 1,334 less needed to meet state goal of **11%**. 2021

Edgecombe County has a **student-to-school counselor ratio** of 312:1 versus 362:1 in peer counties. 2021

School Choice

6,737 total students were enrolled in K-12 in Edgecombe County in the 2021-22 school year.

Note: This profile focuses on outcomes of students enrolled in district schools.



Career and College Preparation

75 high school students took at least one **AP course** (<5%) versus **9%** in peer counties (2021).

192 graduates participated in **Career & College Promise programs (48%)** versus **43%** in peer counties (2021).

Students in Edgecombe County completed **215 Career & Technical Education concentrations** in 2021. The top three CTE concentrations completed include Human Services; Agricultural, Food, & Natural Resources; and Hospitality & Tourism.

COLLEGE & CAREER ACCESS

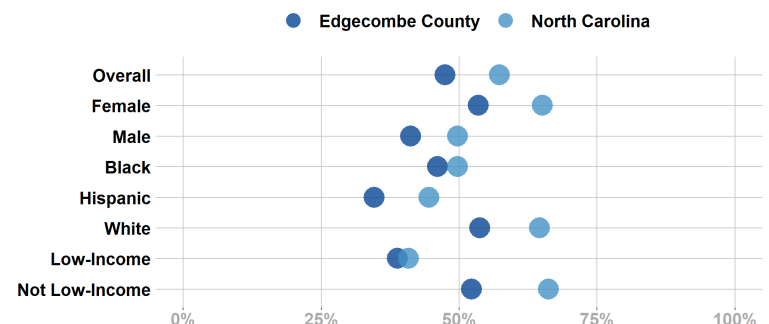
59% of seniors **completed the FAFSA** in 2022; 73 more need to complete in 2022 to meet state goal of **80%**. 2022
<https://www.myfuturenc.org/ourwork/first-in-fafsa/>

63% of graduates reported **intentions to enroll** in a postsecondary institution versus 69% in peer counties. 2021

45% of graduates **enrolled in a postsecondary institution** within 12 months versus 49% in peer counties. 2021

66% of Edgecombe County students have **parents with no college degree** (either 2- or 4-year) versus 58% in peer counties.

Postsecondary Enrollment Rates for Select Groups in Edgecombe County, 2021



Note: Outcomes for demographic groups with fewer than 10 students are not displayed.

Success of Edgecombe County High School Graduates

Top destinations of graduates, 2016-2020

- 35% of college-goers attended a **public 4-year college**
 - 12% of college-goers attended a **private 4-year college**
 - 51% of college-goers attended a **public 2-year college**
 - <5% of college-goers attended a **private 2-year college**
 - 95% of college-goers attended an **in-state college**
- 63% of students who enroll **persist to their second year** versus 73% in peer counties. 2021
 - 45% of students who enroll **earn a degree or credential** within 6 years versus 57% in peer counties. 2021

Adult Learners

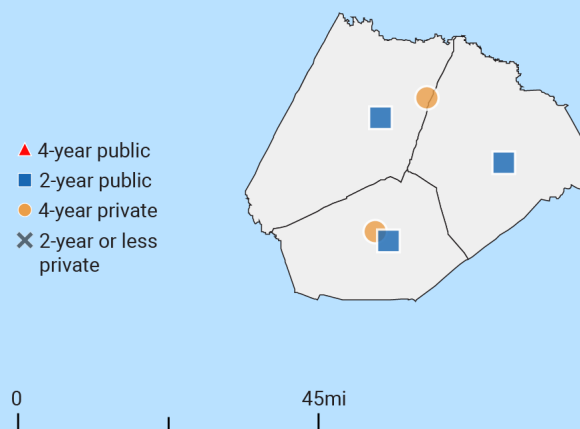
Edgecombe County resident enrollments in NC Community Colleges, 2021

183 Basic Skills
858 Continuing Education
1,257 Curriculum



16% of Edgecombe County residents have **student loan debt**; 25% of debt holders had **student loans in default**. 2020

Postsecondary assets in Rocky Mount-Wilson Prosperity Zone sub-region



Degree Credentials Awarded, 2021

822 certificate | **763** associate | **596** bachelor's

In your Prosperity Zone Sub-Region:

78.6%

of postsecondary degrees and credentials conferred by regional institutions are **aligned with labor market needs**.

Top areas of misalignment:

- Health Science** (all levels)
- Transportation, Distribution & Logistics** (below bachelor's)
- Finance** (bachelor's)

297 Individuals served in an ApprenticeshipNC program in 2020

UNC and NC Community College Outcomes:

1,229 graduates in 2020
79% of 2016 graduates were employed in NC in 2021
\$41,742 annual average earnings of graduates employed in NC (includes both part-time and full-time jobs)

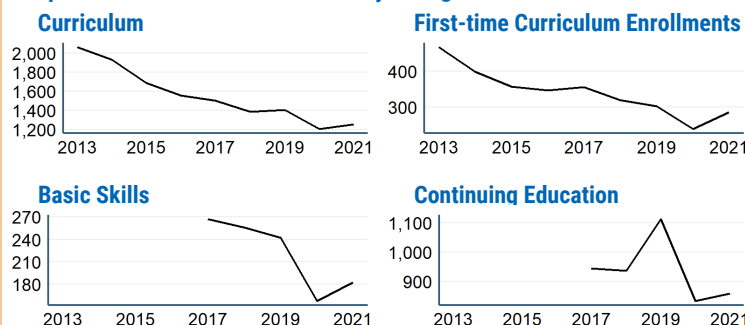
In 2021 your Workforce Development Board served:

8,274 in Basic Services
4,021 in Career Services
408 in Education Services

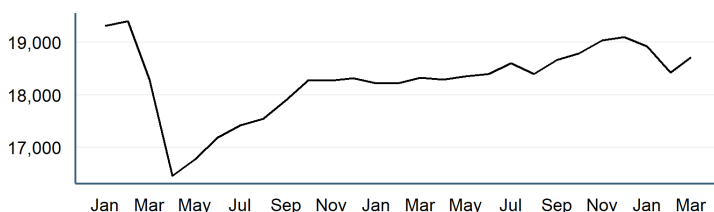


17.0% of young adults ages 16-24 in Edgecombe County were **not working and not in school** versus 15.2% in peer counties. 2019

Impact of Covid-19 on NC Community College Enrollment



Number of Edgecombe County residents employed, January 2020 to March 2022



Promising Attainment Practices

The new **Promising Attainment Practices Database** is a curated, searchable, and filterable collection of about 250 county, region, and state-level initiatives and programs that directly address various components of the state's attainment challenge. The Database allows local and regional initiative leaders and other stakeholders to identify groups across the state who are developing or operating initiatives designed to boost attainment.

Follow link to discover how Edgecombe County has been meeting local needs:

https://dashboard.myfuturenc.org/promising-attainment-practices/?wdt_search=Edgecombe

For more information about each indicator, including data sources and methodology, visit:

dashboard.myfuturenc.org/county-data-and-resources/