

Forsyth County

2030 NC Degree Attainment Goal: 2 million (67%)
2030 Proposed Forsyth County Attainment Goal: 70,763 (63%)



Winston-Salem
 Prosperity Zone Sub-Region
Peer County Type: Urban
Local Education Agencies: 1
Charter Schools: 5

Population Spotlight

2010 Census: 350,670
 2020 Census: 382,590
 Change: 31,920

Growth Rate

9.1% County vs. **9.5%** State

\$56,158
 Median Household Income (2020)

24.4%
 Child Poverty Rate (2020)

89%
 Households with Broadband (2020)

62%
 Home Owners (2020)

83%
 Voter Registration Rate (2021)

4.9%
 Unemployment Rate (2021)

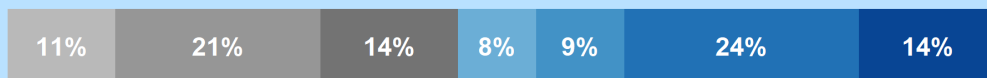
Educational Attainment

Forsyth County residents ages 25-44, 2021

Less than high school | High school graduate (including GED) | Some college, no credential | Short-term credential | Associate degree | Bachelor's degree | Graduate or professional degree

No Degree
46.0%
 44,022

Have Degree or Credential
54.0%
 51,731



Note: Numbers may add to more than 100% due to rounding

Top Opportunities for Growth

These three areas represent the biggest opportunities for Forsyth County to improve future attainment outcomes.



Chronic Absenteeism

36% of Forsyth County students are chronically absent from school, above the urban county average of 26%.



NC Pre-K Enrollment

30% of Forsyth County eligible 4-year-olds are enrolled in NC Pre-K, below the urban county average of 40%.

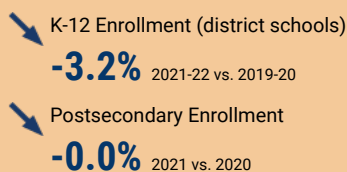


Earning College Credit in High School

8% of Forsyth County graduates participated in the Career & College Promise programs, below the urban county average of 17%. Also, 19% of high school students took at least one AP exam, below the peer county average of 25%.

Impact of Covid-19 on Education Pipeline

Covid-19 has affected critical transition points along the education continuum.



Data Disruptions

- College-and-Career-Ready in Reading
- College-and-Career-Ready in Math
- Chronic Absenteeism



ncdemography.org

ACADEMIC READINESS

How students in Forsyth County traditional schools are currently doing:

To meet state goals, each year Forsyth County needs:

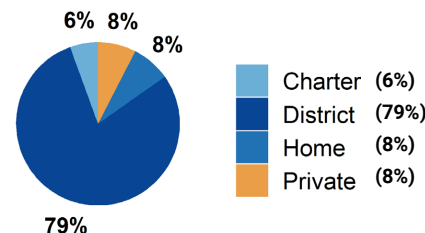
- 30% of eligible 4-year-olds **enrolled in NC Pre-K program**; 1,074 more needed to meet state goal of **75%**. 2022
- 24% of 3-8 graders are earning college-and-career-ready scores (level 4 or 5) in **reading**; 11,735 more needed to meet state goal of **73%**. 2022
- 27% of 3-8 graders are earning college-and-career-ready scores (level 4 or 5) in **math**; 14,262 more needed to meet state goal of **86%**. 2022
- 85% of 9th graders **graduate within four years**; 424 more needed to meet state goal of **95%**. 2021
- 36% of students are **chronically absent from school**; 12,809 less needed to meet state goal of **11%**. 2021

Forsyth County has a **student-to-school counselor ratio** of 335:1 versus 294:1 in peer counties. 2021

School Choice

65,647 total students were enrolled in K-12 in Forsyth County in the 2021-22 school year.

Note: This profile focuses on outcomes of students enrolled in district schools.



Career and College Preparation

2,902 high school students took at least one AP course (19%) versus 25% in peer counties (2021).

324 graduates participated in Career & College Promise programs (8%) versus 17% in peer counties (2021).

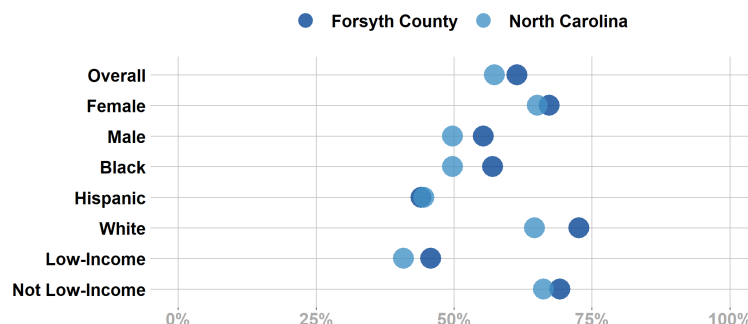
Students in Forsyth County completed **1,639 Career & Technical Education concentrations** in 2021. The top three CTE concentrations completed include Health Science; Science, Technology, Engineering, & Mathematics; and Human Services.

COLLEGE & CAREER ACCESS

- 59% of seniors **completed the FAFSA** in 2022; 741 more need to complete in 2022 to meet state goal of **80%**. 2022
<https://www.myfuturenc.org/ourwork/first-in-fafsa/>
- 77% of graduates reported **intentions to enroll** in a postsecondary institution versus 81% in peer counties. 2021
- 60% of graduates **enrolled in a postsecondary institution** within 12 months versus 62% in peer counties. 2021

53% of Forsyth County students have **parents with no college degree** (either 2- or 4-year) versus 40% in peer counties.

Postsecondary Enrollment Rates for Select Groups in Forsyth County, 2021



Note: Outcomes for demographic groups with fewer than 10 students are not displayed.

Success of Forsyth County High School Graduates

Top destinations of graduates, 2016-2020

- 49% of college-goers attended a **public 4-year college**
 - 16% of college-goers attended a **private 4-year college**
 - 34% of college-goers attended a **public 2-year college**
 - <5% of college-goers attended a **private 2-year college**
 - 89% of college-goers attended an **in-state college**
- 80% of students who enroll **persist to their second year** versus 81% in peer counties. 2021
 - 60% of students who enroll **earn a degree or credential** within 6 years versus 62% in peer counties. 2021

Adult Learners

Forsyth County resident enrollments in NC Community Colleges, 2021

688	Basic Skills
2,863	Continuing Education
6,486	Curriculum



18% of Forsyth County residents have **student loan debt**; 9% of debt holders had **student loans in default**. 2020

In your Prosperity Zone Sub-Region:

83.2%

of postsecondary degrees and credentials conferred by regional institutions are **aligned with labor market needs**.

Top areas of misalignment:

- Transportation, Distribution & Logistics** (below bachelor's)
- Health Science** (below bachelor's and bachelor's)
- Business Management & Administration** (bachelor's)

1,224 Individuals served in an ApprenticeshipNC program in 2020

UNC and NC Community College Outcomes:

- 4,918** graduates in 2020
- 78%** of 2016 graduates were employed in NC in 2021
- \$43,544** annual average earnings of graduates employed in NC (includes both part-time and full-time jobs)

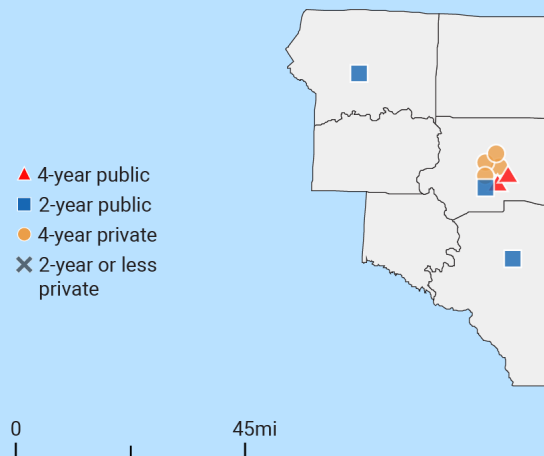
In 2021 your Workforce Development Board served:

- 12,639** in Basic Services
- 5,245** in Career Services
- 785** in Education Services



11.8% of young adults ages 16-24 in Forsyth County were **not working and not in school** versus 9.2% in peer counties. 2019

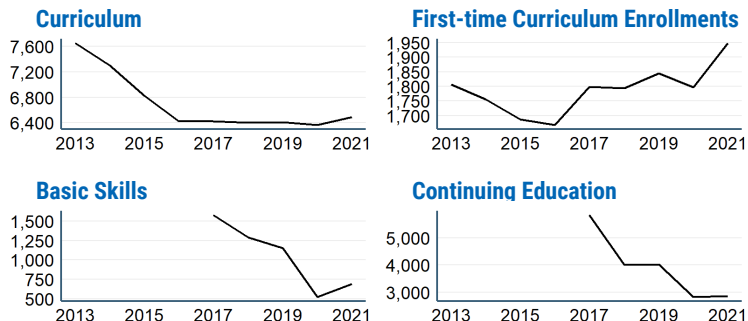
Postsecondary assets in Winston-Salem Prosperity Zone sub-region



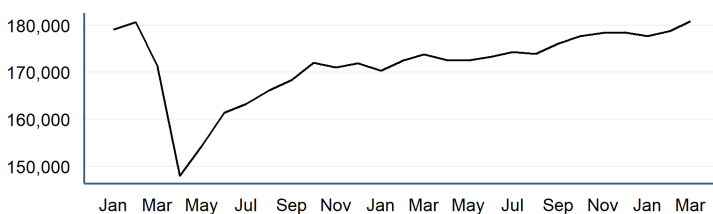
Degree Credentials Awarded, 2021

2,520 certificate | **2,157** associate | **2,664** bachelor's

Impact of Covid-19 on NC Community College Enrollment



Number of Forsyth County residents employed, January 2020 to March 2022



Promising Attainment Practices

The new **Promising Attainment Practices Database** is a curated, searchable, and filterable collection of about 250 county, region, and state-level initiatives and programs that directly address various components of the state's attainment challenge. The Database allows local and regional initiative leaders and other stakeholders to identify groups across the state who are developing or operating initiatives designed to boost attainment.

Follow link to discover how Forsyth County has been meeting local needs:

https://dashboard.myfuturenc.org/promising-attainment-practices/?wdt_search=Forsyth

For more information about each indicator, including data sources and methodology, visit:

dashboard.myfuturenc.org/county-data-and-resources/