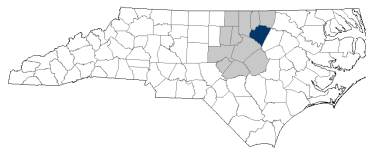


# Franklin County

**2030 NC Degree Attainment Goal: 2 million (67%)**  
**2030 Proposed Franklin County Attainment Goal: 12,495 (61%)**



Raleigh-Durham Prosperity Zone Sub-Region  
**Peer County Type:** Rural Metro  
**Local Education Agencies:** 1  
**Charter Schools:** 2

## Population Spotlight

2010 Census: 60,619  
 2020 Census: 68,573  
 Change: 7,954

## Growth Rate

**13.1%** vs. **9.5%**  
 County State

**\$54,868**  
 Median Household Income (2020)

**17.7%**  
 Child Poverty Rate (2020)

**88%**  
 Households with Broadband (2020)

**76%**  
 Home Owners (2020)

**78%**  
 Voter Registration Rate (2021)

**4.7%**  
 Unemployment Rate (2021)


## Educational Attainment

Franklin County residents ages 25-44, 2021

■ Less than high school 
 ■ High school graduate (including GED) 
 ■ Some college, no credential 
 ■ Short-term credential 
 ■ Associate degree 
 ■ Bachelor's degree 
 ■ Graduate or professional degree

**No Degree**  
**53.6%**  
 8,739

**Have Degree or Credential**  
**46.4%**  
 7,573



Note: Numbers may add to more than 100% due to rounding

## Top Opportunities for Growth

These three areas represent the biggest opportunities for Franklin County to improve future attainment outcomes.



### NC Pre-K Enrollment

46% of Franklin County eligible 4-year-olds are enrolled in NC Pre-K, below the rural metro county average of 59%.



### Postsecondary Completion

49% of Franklin County high school graduates who enroll in postsecondary earn a degree or credential within 6 years, below the rural metro county average of 57%.

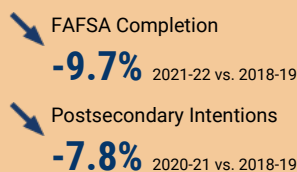
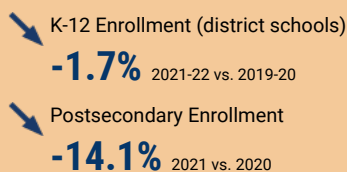


### High School Graduation

81% of Franklin County 9th graders complete high school in 4 years or less, below the rural metro county average of 87%.

## Impact of Covid-19 on Education Pipeline

Covid-19 has affected critical transition points along the education continuum.



## Data Disruptions

- College-and-Career-Ready in Reading
- College-and-Career-Ready in Math
- Chronic Absenteeism



[ncdemography.org](http://ncdemography.org)

## ACADEMIC READINESS

### How students in Franklin County traditional schools are currently doing:

To meet state goals, each year Franklin County needs:

- **46%** of eligible 4-year-olds **enrolled in NC Pre-K program**; 103 more needed to meet state goal of **75%**. 2022
- **20%** of 3-8 graders are earning college-and-career-ready scores (level 4 or 5) in **reading**; 1,877 more needed to meet state goal of **73%**. 2022
- **23%** of 3-8 graders are earning college-and-career-ready scores (level 4 or 5) in **math**; 2,239 more needed to meet state goal of **86%**. 2022
- **81%** of 9th graders **graduate within four years**; 93 more needed to meet state goal of **95%**. 2021
- **32%** of students are **chronically absent from school**; 1,579 less needed to meet state goal of **11%**. 2021

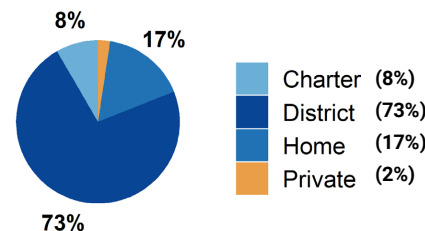


Franklin County has a **student-to-school counselor ratio** of 383:1 versus 362:1 in peer counties. 2021

### School Choice

10,893 total students were enrolled in K-12 in Franklin County in the 2021-22 school year.

Note: This profile focuses on outcomes of students enrolled in district schools.



### Career and College Preparation



**236 high school students** took at least one **AP course (9%)** versus **9%** in peer counties (2021).



**107 graduates** participated in **Career & College Promise programs (19%)** versus **43%** in peer counties (2021).

Students in Franklin County completed **298 Career & Technical Education concentrations** in 2021. The top three CTE concentrations completed include Architecture and Construction; Law, Public Safety, Corrections, & Security; and Agricultural, Food, & Natural Resources.

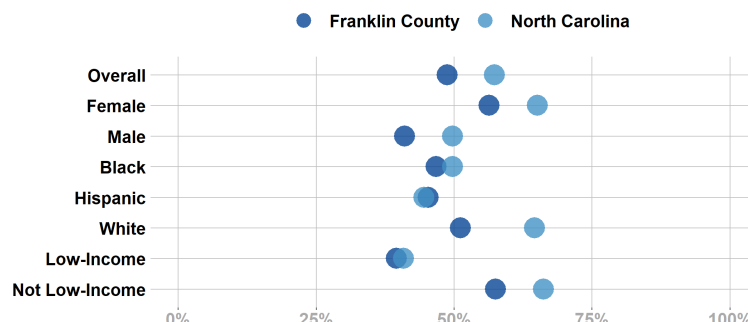
## COLLEGE & CAREER ACCESS

- **54%** of seniors **completed the FAFSA** in 2022; 150 more need to complete in 2022 to meet state goal of **80%**. 2022  
<https://www.myfuturenc.org/ourwork/first-in-fafsa/>
- **69%** of graduates reported **intentions to enroll** in a postsecondary institution versus 69% in peer counties. 2021
- **47%** of graduates **enrolled in a postsecondary institution** within 12 months versus 49% in peer counties. 2021



**57%** of Franklin County students have **parents with no college degree** (either 2- or 4-year) versus 58% in peer counties.

### Postsecondary Enrollment Rates for Select Groups in Franklin County, 2021



Note: Outcomes for demographic groups with fewer than 10 students are not displayed.

## Success of Franklin County High School Graduates

### Top destinations of graduates, 2016-2020

- **36%** of college-goers attended a **public 4-year college**
  - **15%** of college-goers attended a **private 4-year college**
  - **44%** of college-goers attended a **public 2-year college**
  - **<5%** of college-goers attended a **private 2-year college**
  - **94%** of college-goers attended an **in-state college**
- **71%** of students who enroll **persist to their second year** versus 73% in peer counties. 2021
  - **49%** of students who enroll **earn a degree or credential** within 6 years versus 57% in peer counties. 2021

## Adult Learners

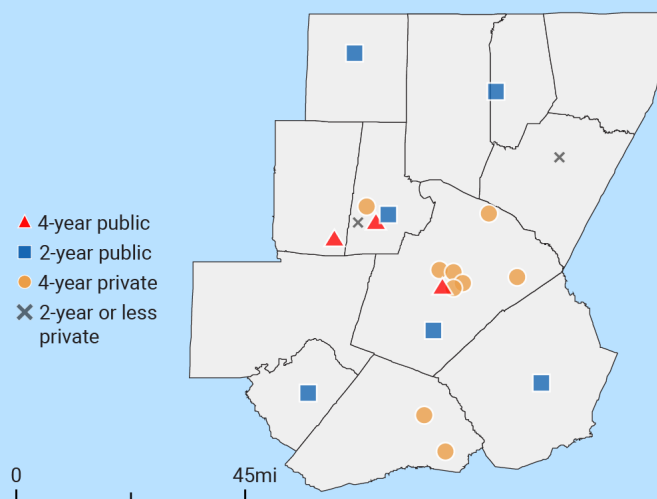
### Franklin County resident enrollments in NC Community Colleges, 2021

- 68** Basic Skills
- 756** Continuing Education
- 1,305** Curriculum



16% of Franklin County residents have **student loan debt**; 14% of debt holders had **student loans in default**. 2020

## Postsecondary assets in Raleigh-Durham Prosperity Zone sub-region



### Degree Credentials Awarded, 2021

**8,066** certificate | **5,938** associate | **16,203** bachelor's

## In your Prosperity Zone Sub-Region:

**78.8%**

of postsecondary degrees and credentials conferred by regional institutions are **aligned with labor market needs**.

### Top areas of misalignment:

- Health Science** (below bachelor's)
- Business Management & Administration** (bachelor's)
- Information Technology** (bachelor's)

**5,347** Individuals served in an ApprenticeshipNC program in 2020

### UNC and NC Community College Outcomes:

- 19,047** graduates in 2020
- 65%** of 2016 graduates were employed in NC in 2021
- \$50,028** annual average earnings of graduates employed in NC (includes both part-time and full-time jobs)

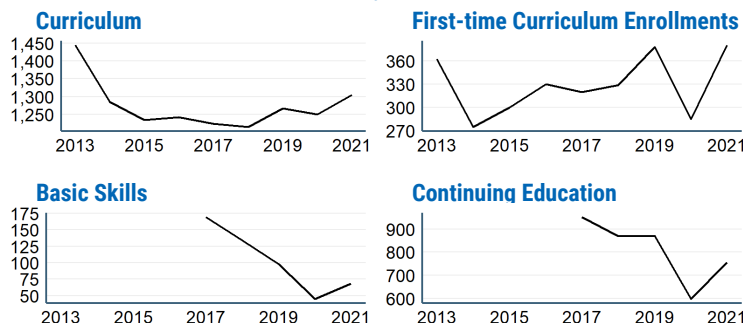
### In 2021 your Workforce Development Board served:

- 5,026** in Basic Services
- 2,166** in Career Services
- 109** in Education Services

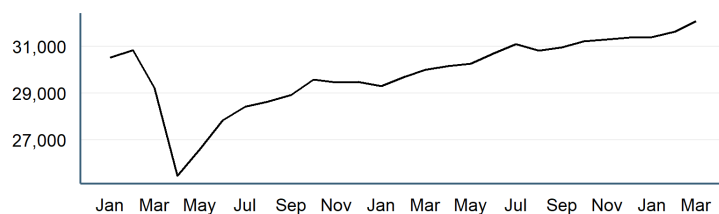


17.6% of young adults ages 16-24 in Franklin County were **not working and not in school** versus 15.2% in peer counties. 2019

## Impact of Covid-19 on NC Community College Enrollment



## Number of Franklin County residents employed, January 2020 to March 2022



## Promising Attainment Practices

The new **Promising Attainment Practices Database** is a curated, searchable, and filterable collection of about 250 county, region, and state-level initiatives and programs that directly address various components of the state's attainment challenge. The Database allows local and regional initiative leaders and other stakeholders to identify groups across the state who are developing or operating initiatives designed to boost attainment.

Follow link to discover how Franklin County has been meeting local needs:

[https://dashboard.myfuturenc.org/promising-attainment-practices/?wdt\\_search=Franklin](https://dashboard.myfuturenc.org/promising-attainment-practices/?wdt_search=Franklin)

For more information about each indicator, including data sources and methodology, visit:

[dashboard.myfuturenc.org/county-data-and-resources/](https://dashboard.myfuturenc.org/county-data-and-resources/)