

Greene County



Greene County is part of the Goldsboro-Kinston Prosperity Zone Sub-Region. Peer County Type: Rural Non-Metro. Local Education Agencies: 1. Charter Schools: 0.

2030 NC Degree Attainment Goal: 2 million (67%)
2030 Proposed Greene County Attainment Goal: 2,054 (38%)

Population Spotlight

2010 Census: 21,362
 2020 Census: 20,451
 Change: -911

Growth Rate

-4.3% County vs. **9.5%** State

\$47,605 Median Household Income (2020)

37.3% Child Poverty Rate (2020)

82% Households with Broadband (2020)

69% Home Owners (2020)

62% Voter Registration Rate (2021)

4.1% Unemployment Rate (2021)

Educational Attainment

Greene County residents ages 25-44, 2021

No Degree
67.5%
 3,790

Have Degree or Credential
32.5%
 1,826

Legend: Less than high school (20%), High school graduate (including GED) (32%), Some college, no credential (15%), Short-term credential (8%), Associate degree (12%), Bachelor's degree (9%), Graduate or professional degree (4%)



Note: Numbers may add to more than 100% due to rounding

Top Opportunities for Growth

These three areas represent the biggest opportunities for Greene County to improve future attainment outcomes.



Transition to Postsecondary

36% of Greene County seniors enroll in postsecondary within 12 months of graduation, below the rural non-metro county average of 50%.



Math Performance

16% of Greene County 3-8 graders earn college-and-career-ready scores in Math, below the rural non-metro county average of 26%.



Reading Performance

15% of Greene County 3-8 graders earn college-and-career-ready scores in Reading, below the rural non-metro county average of 24%.

Impact of Covid-19 on Education Pipeline

Covid-19 has affected critical transition points along the education continuum.

K-12 Enrollment (district schools) **-4.9%** 2021-22 vs. 2019-20
 Postsecondary Enrollment **-29.8%** 2021 vs. 2020

FAFSA Completion **-7.8%** 2021-22 vs. 2018-19
 Postsecondary Intentions **-25.2%** 2020-21 vs. 2018-19

Data Disruptions

- College-and-Career-Ready in Reading
- College-and-Career-Ready in Math
- Chronic Absenteeism



ncdemography.org

ACADEMIC READINESS

How students in Greene County traditional schools are currently doing:

To meet state goals, each year Greene County needs:

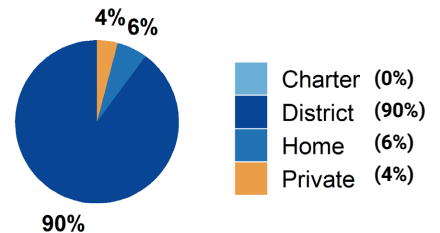
- 64%** of eligible 4-year-olds **enrolled in NC Pre-K program**; 16 more needed to meet state goal of **75%**. 2022
- 15%** of 3-8 graders are earning college-and-career-ready scores (level 4 or 5) in **reading**; 720 more needed to meet state goal of **73%**. 2022
- 16%** of 3-8 graders are earning college-and-career-ready scores (level 4 or 5) in **math**; 874 more needed to meet state goal of **86%**. 2022
- Greene County has met the goal for **high school graduation within four years**. (Goal: **95%**). 2021
- 28%** of students are **chronically absent from school**; 457 less needed to meet state goal of **11%**. 2021

Greene County has a **student-to-school counselor ratio** of 338:1 versus 318:1 in peer counties. 2021

School Choice

3,041 total students were enrolled in K-12 in Greene County in the 2021-22 school year.

Note: This profile focuses on outcomes of students enrolled in district schools.



Career and College Preparation

38 high school students took at least one **AP course** (<5%) versus **7%** in peer counties (2021).

99 graduates participated in **Career & College Promise programs** (47%) versus **49%** in peer counties (2021).

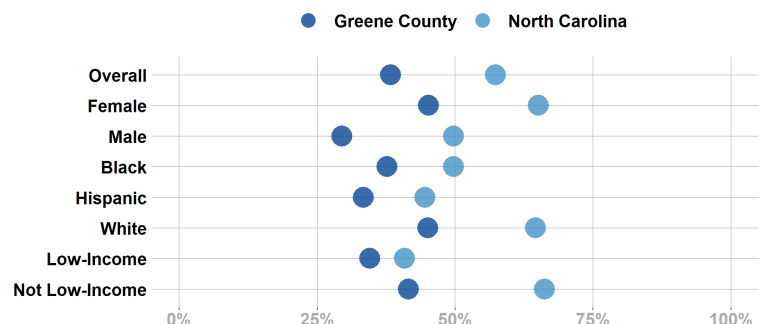
Students in Greene County completed **97 Career & Technical Education concentrations** in 2021. The top three CTE concentrations completed include Health Science; Hospitality & Tourism; and Manufacturing.

COLLEGE & CAREER ACCESS

- 50%** of seniors **completed the FAFSA** in 2022; 61 more need to complete in 2022 to meet state goal of **80%**. 2022
<https://www.myfuturenc.org/ourwork/first-in-fafsa/>
- 58%** of graduates reported **intentions to enroll** in a postsecondary institution versus 69% in peer counties. 2021
- 36%** of graduates **enrolled in a postsecondary institution** within 12 months versus 50% in peer counties. 2021

65% of Greene County students have **parents with no college degree** (either 2- or 4-year) versus 59% in peer counties.

Postsecondary Enrollment Rates for Select Groups in Greene County, 2021



Note: Outcomes for demographic groups with fewer than 10 students are not displayed.

Success of Greene County High School Graduates

Top destinations of graduates, 2016-2020

- **32%** of college-goers attended a **public 4-year college**
 - **12%** of college-goers attended a **private 4-year college**
 - **56%** of college-goers attended a **public 2-year college**
 - **<5%** of college-goers attended a **private 2-year college**
 - **95%** of college-goers attended an **in-state college**
- **67%** of students who enroll **persist to their second year** versus 73% in peer counties. 2021
 - **47%** of students who enroll **earn a degree or credential** within 6 years versus 55% in peer counties. 2021

Adult Learners

Greene County resident enrollments in NC Community Colleges, 2021

- 119** Basic Skills
- 402** Continuing Education
- 592** Curriculum



15% of Greene County residents have **student loan debt**; 15% of debt holders had **student loans in default**. 2020

In your Prosperity Zone Sub-Region:

70.5%

of postsecondary degrees and credentials conferred by regional institutions are **aligned with labor market needs**.

Top areas of misalignment:

- Health Science** (all levels)
- Transportation, Distribution & Logistics** (below bachelor's)
- Business Management & Administration** (bachelor's)

117 Individuals served in an ApprenticeshipNC program in 2020

UNC and NC Community College Outcomes:

- 1,646** graduates in 2020
- 75%** of 2016 graduates were employed in NC in 2021
- \$38,627** annual average earnings of graduates employed in NC (includes both part-time and full-time jobs)

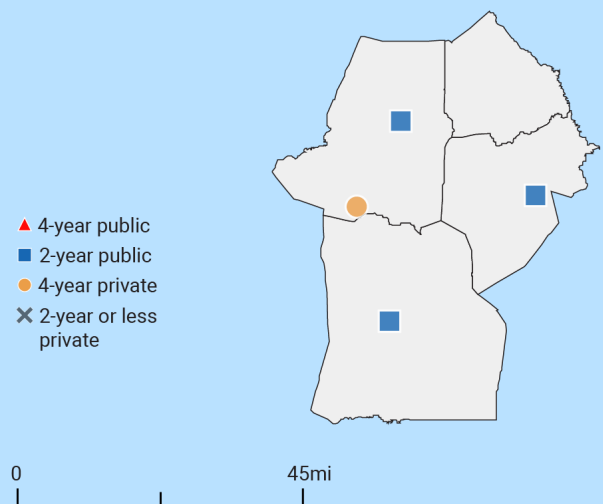
In 2021 your Workforce Development Board served:

- 11,622** in Basic Services
- 5,489** in Career Services
- 674** in Education Services



20.5% of young adults ages 16-24 in Greene County were **not working and not in school** versus 15.2% in peer counties. 2019

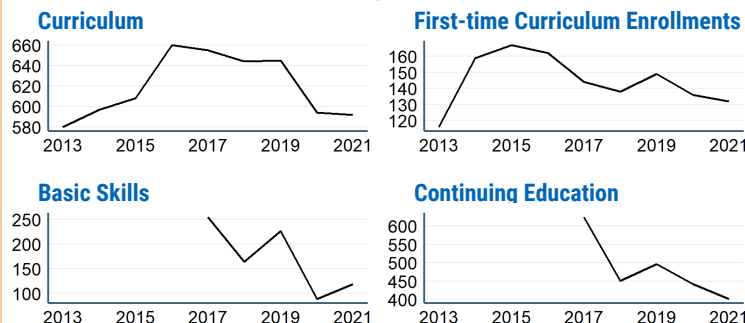
Postsecondary assets in Goldsboro-Kinston Prosperity Zone sub-region



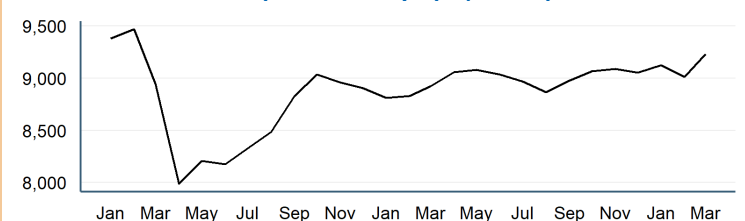
Degree Credentials Awarded, 2021

1,817 certificate | **1,321** associate | **552** bachelor's

Impact of Covid-19 on NC Community College Enrollment



Number of Greene County residents employed, January 2020 to March 2022



Promising Attainment Practices

The new **Promising Attainment Practices Database** is a curated, searchable, and filterable collection of about 250 county, region, and state-level initiatives and programs that directly address various components of the state's attainment challenge. The Database allows local and regional initiative leaders and other stakeholders to identify groups across the state who are developing or operating initiatives designed to boost attainment.

Follow link to discover how Greene County has been meeting local needs:

https://dashboard.myfuturenc.org/promising-attainment-practices/?wdt_search=Greene

For more information about each indicator, including data sources and methodology, visit:

dashboard.myfuturenc.org/county-data-and-resources/