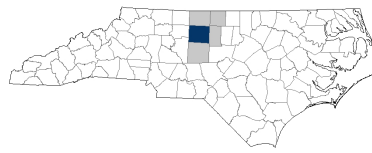


Guilford County

2030 NC Degree Attainment Goal: 2 million (67%)
2030 Proposed Guilford County Attainment Goal: 112,787 (66%)



Greensboro
 Prosperity Zone Sub-Region
Peer County Type: Urban
Local Education Agencies: 1
Charter Schools: 13

Population Spotlight

2010 Census: 488,406
 2020 Census: 541,299
 Change: 52,893

Growth Rate

10.8% vs. **9.5%**
 County State

\$55,577
 Median Household Income (2020)

20.2%
 Child Poverty Rate (2020)

87%
 Households with Broadband (2020)

60%
 Home Owners (2020)

82%
 Voter Registration Rate (2021)

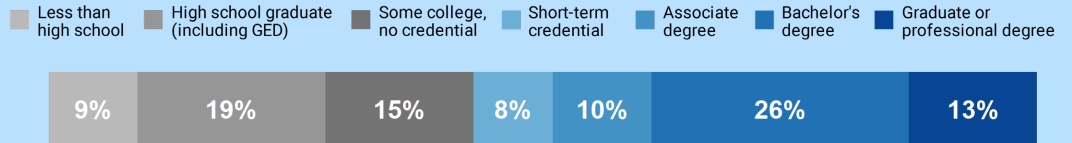
5.6%
 Unemployment Rate (2021)

Educational Attainment

Guilford County residents ages 25-44, 2021

No Degree
43.0%
 59,808

Have Degree or Credential
57.0%
 79,440



Note: Numbers may add to more than 100% due to rounding

Top Opportunities for Growth

These three areas represent the biggest opportunities for Guilford County to improve future attainment outcomes.



Math Performance

28% of Guilford County 3-8 graders earn college-and-career-ready scores in Math, below the urban county average of 35%.



Reading Performance

26% of Guilford County 3-8 graders earn college-and-career-ready scores in Reading, below the urban county average of 32%.

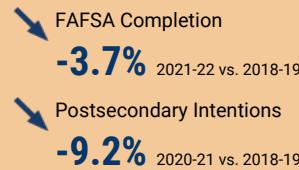
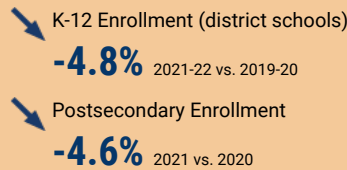


First-Year Persistence

76% of Guilford County high school graduates who enroll in postsecondary persist to their second year, below the urban county average of 81%.

Impact of Covid-19 on Education Pipeline

Covid-19 has affected critical transition points along the education continuum.



Data Disruptions

- College-and-Career-Ready in Reading
- College-and-Career-Ready in Math
- Chronic Absenteeism



ncdemography.org

ACADEMIC READINESS

How students in Guilford County traditional schools are currently doing:

To meet state goals, each year Guilford County needs:

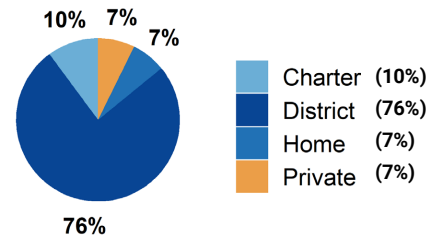
- 70%** of eligible 4-year-olds **enrolled in NC Pre-K program**; 167 more needed to meet state goal of **75%**. 2022
- 26%** of 3-8 graders are earning college-and-career-ready scores (level 4 or 5) in **reading**; 14,168 more needed to meet state goal of **73%**. 2022
- 28%** of 3-8 graders are earning college-and-career-ready scores (level 4 or 5) in **math**; 17,734 more needed to meet state goal of **86%**. 2022
- 91%** of 9th graders **graduate within four years**; 212 more needed to meet state goal of **95%**. 2021
- 27%** of students are **chronically absent from school**; 10,388 less needed to meet state goal of **11%**. 2021

Guilford County has a **student-to-school counselor ratio** of 298:1 versus 294:1 in peer counties. 2021

School Choice

89,482 total students were enrolled in K-12 in Guilford County in the 2021-22 school year.

Note: This profile focuses on outcomes of students enrolled in district schools.



Career and College Preparation

4,993 high school students took at least one **AP course** (**23%**) versus **25%** in peer counties (2021).

1,235 graduates participated in **Career & College Promise programs** (**23%**) versus **17%** in peer counties (2021).

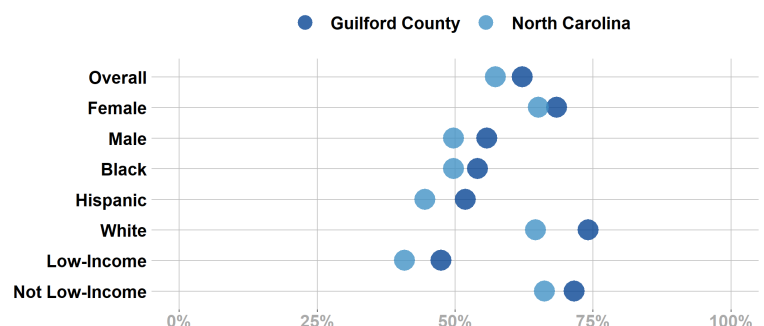
Students in Guilford County completed **2,142 Career & Technical Education concentrations** in 2021. The top three CTE concentrations completed include Health Science; Science, Technology, Engineering, & Mathematics; and Arts, Audio/Video Technology, & Communications.

COLLEGE & CAREER ACCESS

- 62%** of seniors **completed the FAFSA** in 2022; 916 more need to complete in 2022 to meet state goal of **80%**. 2022
<https://www.myfuturenc.org/ourwork/first-in-fafsa/>
- 75%** of graduates reported **intentions to enroll** in a postsecondary institution versus 81% in peer counties. 2021
- 60%** of graduates **enrolled in a postsecondary institution** within 12 months versus 62% in peer counties. 2021

48% of Guilford County students have **parents with no college degree** (either 2- or 4-year) versus 40% in peer counties.

Postsecondary Enrollment Rates for Select Groups in Guilford County, 2021



Note: Outcomes for demographic groups with fewer than 10 students are not displayed.

Success of Guilford County High School Graduates

Top destinations of graduates, 2016-2020

- 57% of college-goers attended a **public 4-year college**
 - 14% of college-goers attended a **private 4-year college**
 - 28% of college-goers attended a **public 2-year college**
 - <5% of college-goers attended a **private 2-year college**
 - 91% of college-goers attended an **in-state college**
- 76% of students who enroll **persist to their second year** versus 81% in peer counties. 2021
 - 58% of students who enroll **earn a degree or credential** within 6 years versus 62% in peer counties. 2021

Adult Learners

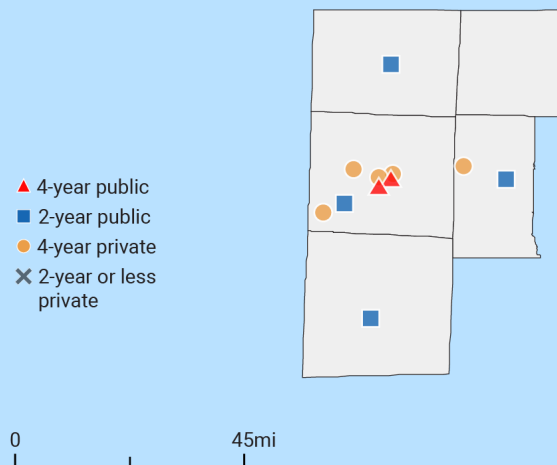
Guilford County resident enrollments in NC Community Colleges, 2021

- 1,183** Basic Skills
- 3,793** Continuing Education
- 9,219** Curriculum



21% of Guilford County residents have **student loan debt**; 12% of debt holders had **student loans in default**. 2020

Postsecondary assets in Greensboro Prosperity Zone sub-region



Degree Credentials Awarded, 2021

3,440 certificate | **2,827** associate | **8,443** bachelor's

In your Prosperity Zone Sub-Region:

85.2%

of postsecondary degrees and credentials conferred by regional institutions are **aligned with labor market needs**.

Top areas of misalignment:

- Transportation, Distribution & Logistics** (below bachelor's)
- Health Science** (below bachelor's and bachelor's)
- Business Management & Administration** (bachelor's)

891 Individuals served in an ApprenticeshipNC program in 2020

UNC and NC Community College Outcomes:

- 8,468** graduates in 2020
- 73%** of 2016 graduates were employed in NC in 2021
- \$41,353** annual average earnings of graduates employed in NC (includes both part-time and full-time jobs)

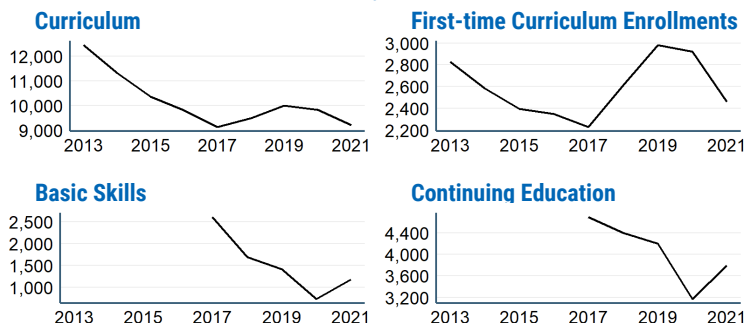
In 2021 your Workforce Development Board served:

- 15,259** in Basic Services
- 7,732** in Career Services
- 807** in Education Services

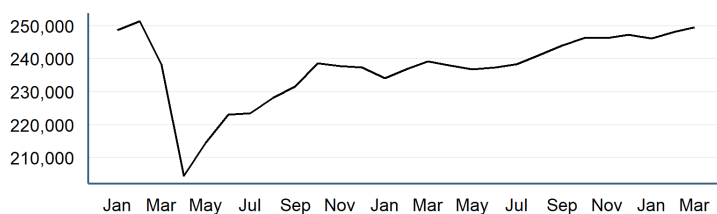


9.8% of young adults ages 16-24 in Guilford County were **not working and not in school** versus 9.2% in peer counties. 2019

Impact of Covid-19 on NC Community College Enrollment



Number of Guilford County residents employed, January 2020 to March 2022



Promising Attainment Practices

The new **Promising Attainment Practices Database** is a curated, searchable, and filterable collection of about 250 county, region, and state-level initiatives and programs that directly address various components of the state's attainment challenge. The Database allows local and regional initiative leaders and other stakeholders to identify groups across the state who are developing or operating initiatives designed to boost attainment.

Follow link to discover how Guilford County has been meeting local needs:

https://dashboard.myfuturenc.org/promising-attainment-practices/?wdt_search=Guilford

For more information about each indicator, including data sources and methodology, visit:

dashboard.myfuturenc.org/county-data-and-resources/