

# Halifax County



Greenville  
Prosperity Zone Sub-Region  
**Peer County Type:** Rural Non-Metro  
**Local Education Agencies:** 3  
**Charter Schools:** 2

**2030 NC Degree Attainment Goal: 2 million (67%)**  
**2030 Proposed Halifax County Attainment Goal: 4,692 (42%)**

## Population Spotlight

2010 Census: 54,691  
2020 Census: 48,622  
Change: -6,069

## Growth Rate

**-11.1%** vs. **9.5%**  
**County** vs. **State**

**\$41,098**  
Median Household Income (2020)

**37.9%**  
Child Poverty Rate (2020)

**66%**  
Households with Broadband (2020)

**63%**  
Home Owners (2020)

**78%**  
Voter Registration Rate (2021)

**7.5%**  
Unemployment Rate (2021)

## Educational Attainment

Halifax County residents ages 25-44, 2021

**No Degree**  
**68.7%**  
7,648

**Have Degree or Credential**  
**31.3%**  
3,489

Less than high school | High school graduate (including GED) | Some college, no credential | Short-term credential | Associate degree | Bachelor's degree | Graduate or professional degree



Note: Numbers may add to more than 100% due to rounding

## Top Opportunities for Growth

These three areas represent the biggest opportunities for Halifax County to improve future attainment outcomes.



**Earning College Credit in High School**  
31% of Halifax County graduates participated in the Career & College Promise programs, below the rural non-metro county average of 49%. Also, <5% of high school students took at least one AP exam, below the peer county average of 7%.



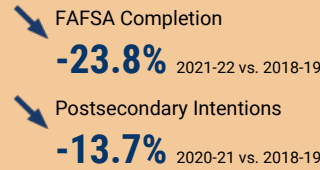
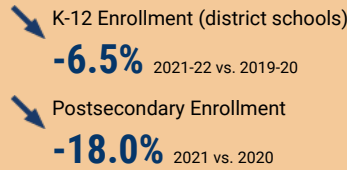
**Chronic Absenteeism**  
42% of Halifax County students are chronically absent from school, above the rural non-metro county average of 29%.



**Math Performance**  
13% of Halifax County 3-8 graders earn college-and-career-ready scores in Math, below the rural non-metro county average of 26%.

## Impact of Covid-19 on Education Pipeline

Covid-19 has affected critical transition points along the education continuum.



## Data Disruptions

- College-and-Career-Ready in Reading
- College-and-Career-Ready in Math
- Chronic Absenteeism



[ncdemography.org](http://ncdemography.org)

## ACADEMIC READINESS

### How students in Halifax County traditional schools are currently doing:

To meet state goals, each year Halifax County needs:

- 59%** of eligible 4-year-olds **enrolled in NC Pre-K program**; 66 more needed to meet state goal of **75%**. 2022
- 14%** of 3-8 graders are earning college-and-career-ready scores (level 4 or 5) in **reading**; 1,447 more needed to meet state goal of **73%**. 2022
- 13%** of 3-8 graders are earning college-and-career-ready scores (level 4 or 5) in **math**; 1,786 more needed to meet state goal of **86%**. 2022
- 81%** of 9th graders **graduate within four years**; 66 more needed to meet state goal of **95%**. 2021
- 42%** of students are **chronically absent from school**; 1,619 less needed to meet state goal of **11%**. 2021

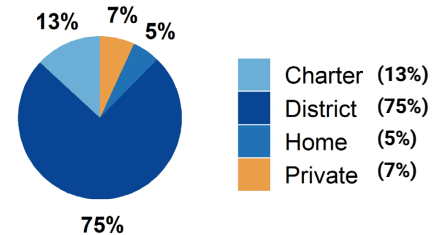


Halifax County has a **student-to-school counselor ratio** of 275:1 versus 318:1 in peer counties. 2021

## School Choice

7,156 total students were enrolled in K-12 in Halifax County in the 2021-22 school year.

Note: This profile focuses on outcomes of students enrolled in district schools.



## Career and College Preparation

**76 high school students** took at least one **AP course (<5%)** versus **7%** in peer counties (2021).

**128 graduates** participated in **Career & College Promise programs (31%)** versus **49%** in peer counties (2021).

Students in Halifax County completed **243 Career & Technical Education concentrations** in 2021. The top three CTE concentrations completed include Law, Public Safety, Corrections, & Security; Health Science; and Agricultural, Food, & Natural Resources.

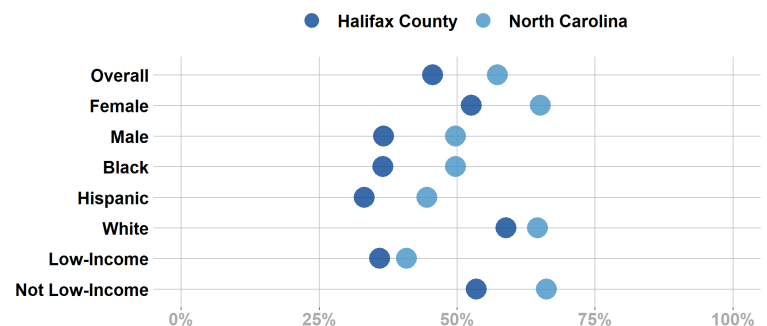
## COLLEGE & CAREER ACCESS

- 45%** of seniors **completed the FAFSA** in 2022; 130 more need to complete in 2022 to meet state goal of **80%**. 2022  
<https://www.myfuturenc.org/ourwork/first-in-fafsa/>
- 60%** of graduates reported **intentions to enroll** in a postsecondary institution versus 69% in peer counties. 2021
- 44%** of graduates **enrolled in a postsecondary institution** within 12 months versus 50% in peer counties. 2021



**66%** of Halifax County students have **parents with no college degree** (either 2- or 4-year) versus 59% in peer counties.

## Postsecondary Enrollment Rates for Select Groups in Halifax County, 2021



Note: Outcomes for demographic groups with fewer than 10 students are not displayed.

## Success of Halifax County High School Graduates

### Top destinations of graduates, 2016-2020

- **42%** of college-goers attended a **public 4-year college**
  - **18%** of college-goers attended a **private 4-year college**
  - **40%** of college-goers attended a **public 2-year college**
  - **<5%** of college-goers attended a **private 2-year college**
  - **95%** of college-goers attended an **in-state college**
- **72%** of students who enroll **persist to their second year** versus 73% in peer counties. 2021
  - **49%** of students who enroll **earn a degree or credential** within 6 years versus 55% in peer counties. 2021

## Adult Learners

### Halifax County resident enrollments in NC Community Colleges, 2021

- 58** Basic Skills
- 835** Continuing Education
- 1,038** Curriculum



16% of Halifax County residents have **student loan debt**; 18% of debt holders had **student loans in default**. 2020

## In your Prosperity Zone Sub-Region:

**86.0%**

of postsecondary degrees and credentials conferred by regional institutions are **aligned with labor market needs**.

### Top areas of misalignment:

- Health Science** (below bachelor's and bachelor's)
- Transportation, Distribution & Logistics** (below bachelor's)
- Business Management & Administration** (bachelor's)

**402** Individuals served in an ApprenticeshipNC program in 2020

### UNC and NC Community College Outcomes:

- 7,374** graduates in 2020
- 71%** of 2016 graduates were employed in NC in 2021
- \$46,194** annual average earnings of graduates employed in NC (includes both part-time and full-time jobs)

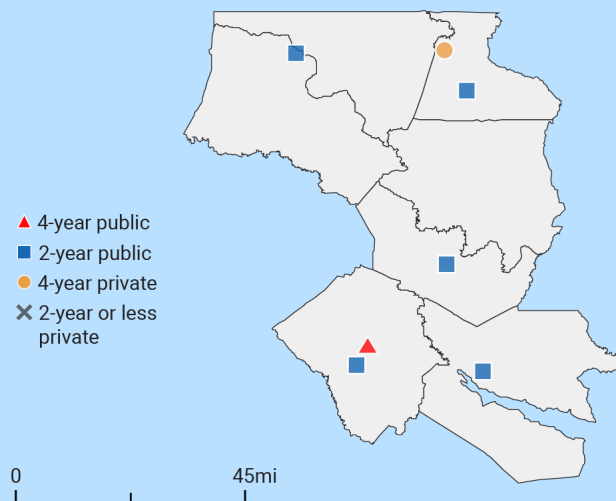
### In 2021 your Workforce Development Board served:

- 8,274** in Basic Services
- 4,021** in Career Services
- 408** in Education Services



**25.4%** of young adults ages 16-24 in Halifax County were **not working and not in school** versus **15.2%** in peer counties. 2019

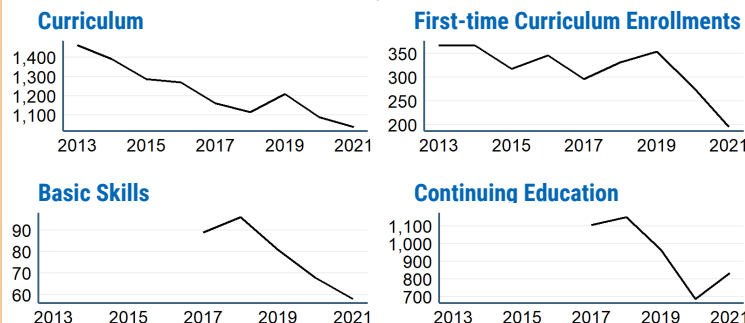
## Postsecondary assets in Greenville Prosperity Zone sub-region



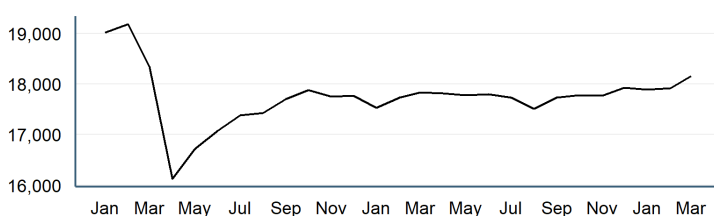
### Degree Credentials Awarded, 2021

**1,760** certificate | **1,942** associate | **5,306** bachelor's

## Impact of Covid-19 on NC Community College Enrollment



## Number of Halifax County residents employed, January 2020 to March 2022



## Promising Attainment Practices

The new **Promising Attainment Practices Database** is a curated, searchable, and filterable collection of about 250 county, region, and state-level initiatives and programs that directly address various components of the state's attainment challenge. The Database allows local and regional initiative leaders and other stakeholders to identify groups across the state who are developing or operating initiatives designed to boost attainment.

Follow link to discover how Halifax County has been meeting local needs:

[https://dashboard.myfuturenc.org/promising-attainment-practices/?wdt\\_search=Halifax](https://dashboard.myfuturenc.org/promising-attainment-practices/?wdt_search=Halifax)

For more information about each indicator, including data sources and methodology, visit:

[dashboard.myfuturenc.org/county-data-and-resources/](https://dashboard.myfuturenc.org/county-data-and-resources/)