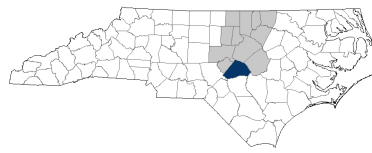


Harnett County



Raleigh-Durham Prosperity Zone Sub-Region
Peer County Type: Rural Metro
Local Education Agencies: 1
Charter Schools: 2

2030 NC Degree Attainment Goal: 2 million (67%)
2030 Proposed Harnett County Attainment Goal: 24,501 (59%)

Population Spotlight

2010 Census: 114,678
2020 Census: 133,568
Change: 18,890

Growth Rate

16.5% vs. **9.5%**
County State

\$55,586
Median Household Income (2020)

20.8%
Child Poverty Rate (2020)

85%
Households with Broadband (2020)

68%
Home Owners (2020)

71%
Voter Registration Rate (2021)

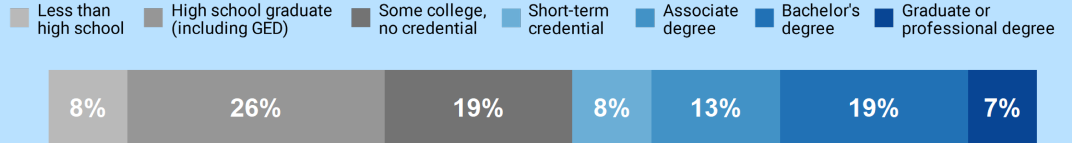
5.3%
Unemployment Rate (2021)

Educational Attainment

Harnett County residents ages 25-44, 2021

No Degree
53.3%
20,796

Have Degree or Credential
46.7%
18,251



Note: Numbers may add to more than 100% due to rounding

Top Opportunities for Growth

These three areas represent the biggest opportunities for Harnett County to improve future attainment outcomes.



NC Pre-K Enrollment

38% of Harnett County eligible 4-year-olds are enrolled in NC Pre-K, below the rural metro county average of 59%.



Math Performance

21% of Harnett County 3-8 graders earn college-and-career-ready scores in Math, below the rural metro county average of 28%.

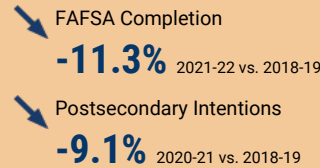
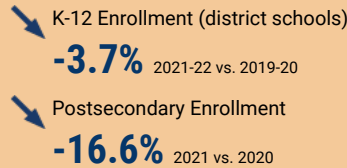


First-Year Persistence

67% of Harnett County high school graduates who enroll in postsecondary persist to their second year, below the rural metro county average of 73%.

Impact of Covid-19 on Education Pipeline

Covid-19 has affected critical transition points along the education continuum.



Data Disruptions

- College-and-Career-Ready in Reading
- College-and-Career-Ready in Math
- Chronic Absenteeism



ncdemography.org

ACADEMIC READINESS

How students in Harnett County traditional schools are currently doing:

To meet state goals, each year Harnett County needs:

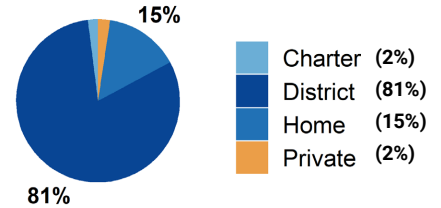
- **38%** of eligible 4-year-olds **enrolled in NC Pre-K program**; 353 more needed to meet state goal of **75%**. 2022
- **21%** of 3-8 graders are earning college-and-career-ready scores (level 4 or 5) in **reading**; 4,736 more needed to meet state goal of **73%**. 2022
- **21%** of 3-8 graders are earning college-and-career-ready scores (level 4 or 5) in **math**; 5,877 more needed to meet state goal of **86%**. 2022
- **86%** of 9th graders **graduate within four years**; 147 more needed to meet state goal of **95%**. 2021
- **21%** of students are **chronically absent from school**; 1,894 less needed to meet state goal of **11%**. 2021

Harnett County has a **student-to-school counselor ratio** of 341:1 versus 362:1 in peer counties. 2021

School Choice

24,059 total students were enrolled in K-12 in Harnett County in the 2021-22 school year.

Note: This profile focuses on outcomes of students enrolled in district schools.



Career and College Preparation

783 high school students took at least one **AP course** (14%) versus 9% in peer counties (2021).

593 graduates participated in **Career & College Promise programs** (43%) versus 43% in peer counties (2021).

Students in Harnett County completed **902 Career & Technical Education concentrations** in 2021. The top three CTE concentrations completed include Agricultural, Food, & Natural Resources; Health Science; and Architecture and Construction.

COLLEGE & CAREER ACCESS

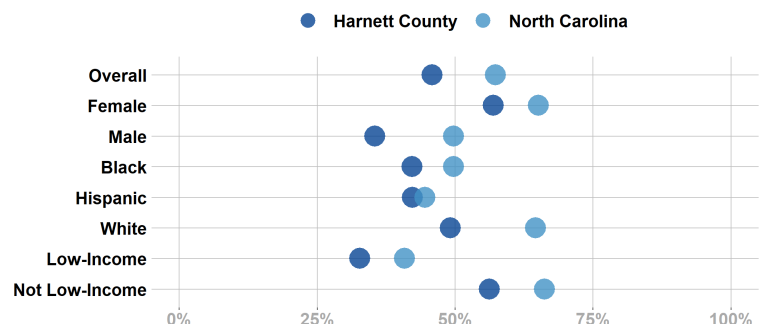
• **52%** of seniors **completed the FAFSA** in 2022; 364 more need to complete in 2022 to meet state goal of **80%**. 2022
<https://www.myfuturenc.org/ourwork/first-in-fafsa/>

• **70%** of graduates reported **intentions to enroll** in a postsecondary institution versus 69% in peer counties. 2021

• **44%** of graduates **enrolled in a postsecondary institution** within 12 months versus 49% in peer counties. 2021

52% of Harnett County students have **parents with no college degree** (either 2- or 4-year) versus 58% in peer counties.

Postsecondary Enrollment Rates for Select Groups in Harnett County, 2021



Note: Outcomes for demographic groups with fewer than 10 students are not displayed.

Success of Harnett County High School Graduates

Top destinations of graduates, 2016-2020

- 34% of college-goers attended a **public 4-year college**
 - 16% of college-goers attended a **private 4-year college**
 - 49% of college-goers attended a **public 2-year college**
 - <5% of college-goers attended a **private 2-year college**
 - 90% of college-goers attended an **in-state college**
- 67% of students who enroll **persist to their second year** versus 73% in peer counties. 2021
 - 54% of students who enroll **earn a degree or credential** within 6 years versus 57% in peer counties. 2021

Adult Learners

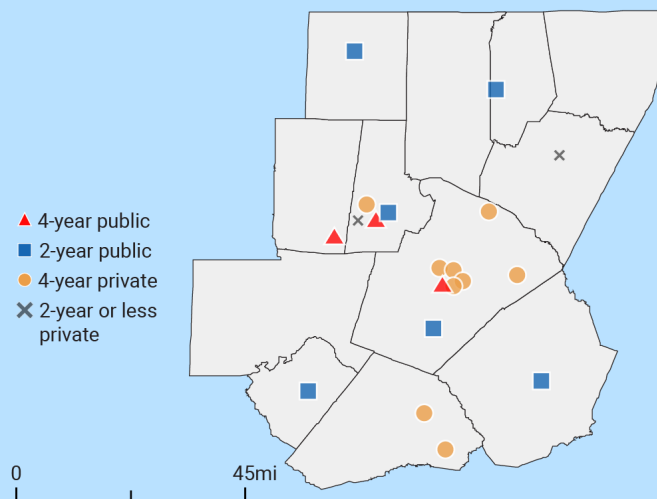
Harnett County resident enrollments in NC Community Colleges, 2021

- 295 Basic Skills
- 1,277 Continuing Education
- 2,760 Curriculum



16% of Harnett County residents have **student loan debt**; 8% of debt holders had **student loans in default**. 2020

Postsecondary assets in Raleigh-Durham Prosperity Zone sub-region



Degree Credentials Awarded, 2021

8,066 certificate | 5,938 associate | 16,203 bachelor's

In your Prosperity Zone Sub-Region:

78.8%

of postsecondary degrees and credentials conferred by regional institutions are **aligned with labor market needs**.

Top areas of misalignment:

- Health Science** (below bachelor's)
- Business Management & Administration** (bachelor's)
- Information Technology** (bachelor's)

5,347 Individuals served in an ApprenticeshipNC program in 2020

UNC and NC Community College Outcomes:

- 19,047 graduates in 2020
- 65% of 2016 graduates were employed in NC in 2021
- \$50,028 annual average earnings of graduates employed in NC (includes both part-time and full-time jobs)

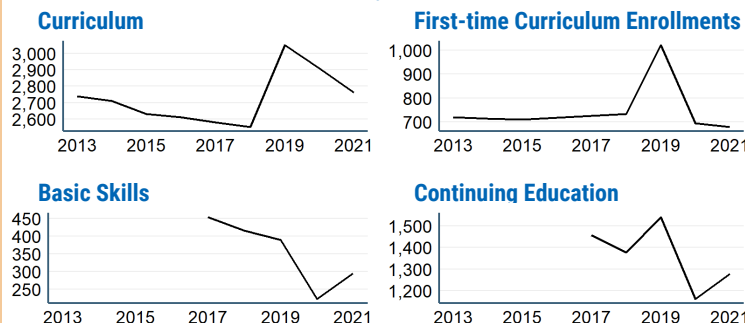
In 2021 your Workforce Development Board served:

- 5,511 in Basic Services
- 3,019 in Career Services
- 273 in Education Services

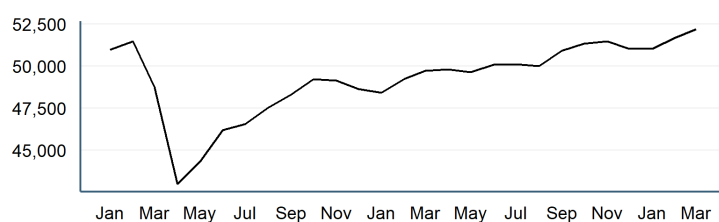


14.4% of young adults ages 16-24 in Harnett County were **not working and not in school** versus 15.2% in peer counties. 2019

Impact of Covid-19 on NC Community College Enrollment



Number of Harnett County residents employed, January 2020 to March 2022



Promising Attainment Practices

The new **Promising Attainment Practices Database** is a curated, searchable, and filterable collection of about 250 county, region, and state-level initiatives and programs that directly address various components of the state's attainment challenge. The Database allows local and regional initiative leaders and other stakeholders to identify groups across the state who are developing or operating initiatives designed to boost attainment.

Follow link to discover how Harnett County has been meeting local needs:

https://dashboard.myfuturenc.org/promising-attainment-practices/?wdt_search=Harnett

For more information about each indicator, including data sources and methodology, visit:

dashboard.myfuturenc.org/county-data-and-resources/