

Henderson County



Asheville
Prosperity Zone Sub-Region
Peer County Type: Suburban
Local Education Agencies: 1
Charter Schools: 2

2030 NC Degree Attainment Goal: 2 million (67%)
2030 Proposed Henderson County Attainment Goal: 17,717 (62%)

Population Spotlight

2010 Census: 106,740
2020 Census: 116,281
Change: 9,541

Growth Rate

8.9% County vs. **9.5%** State

\$60,550
Median Household Income (2020)

16.5%
Child Poverty Rate (2020)

90%
Households with Broadband (2020)

75%
Home Owners (2020)

81%
Voter Registration Rate (2021)

4.1%
Unemployment Rate (2021)

Educational Attainment

Henderson County residents ages 25-44, 2021

No Degree
52.9%
13,203

Have Degree or Credential
47.1%
11,760

Less than high school | High school graduate (including GED) | Some college, no credential | Short-term credential | Associate degree | Bachelor's degree | Graduate or professional degree



Note: Numbers may add to more than 100% due to rounding

Top Opportunities for Growth

These three areas represent the biggest opportunities for Henderson County to improve future attainment outcomes.



FAFSA Completion

52% of Henderson County high school seniors complete the FAFSA, below the suburban county average of 57%.



School Counselors

Henderson County has a student-to-school counselor ratio of 387:1, above the suburban county average of 336:1.

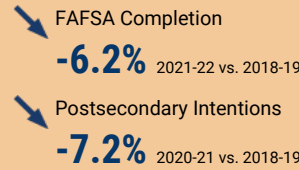
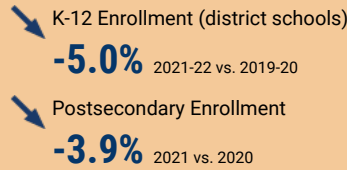


Adult Learners

20% of Henderson County adults 25-44 have some college, no degree, above the suburban county average of 17%.

Impact of Covid-19 on Education Pipeline

Covid-19 has affected critical transition points along the education continuum.



Data Disruptions

- College-and-Career-Ready in Reading
- College-and-Career-Ready in Math
- Chronic Absenteeism



ncdemography.org

ACADEMIC READINESS

How students in Henderson County traditional schools are currently doing:

To meet state goals, each year Henderson County needs:

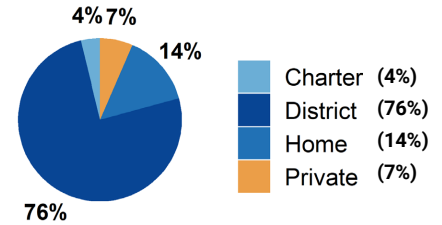
- 49%** of eligible 4-year-olds **enrolled in NC Pre-K program**; 125 more needed to meet state goal of **75%**. 2022
- 33%** of 3-8 graders are earning college-and-career-ready scores (level 4 or 5) in **reading**; 2,288 more needed to meet state goal of **73%**. 2022
- 37%** of 3-8 graders are earning college-and-career-ready scores (level 4 or 5) in **math**; 2,811 more needed to meet state goal of **86%**. 2022
- 92%** of 9th graders **graduate within four years**; 29 more needed to meet state goal of **95%**. 2021
- 17%** of students are **chronically absent from school**; 827 less needed to meet state goal of **11%**. 2021

Henderson County has a **student-to-school counselor ratio** of 387:1 versus 336:1 in peer counties. 2021

School Choice

16,854 total students were enrolled in K-12 in Henderson County in the 2021-22 school year.

Note: This profile focuses on outcomes of students enrolled in district schools.



Career and College Preparation

426 high school students took at least one **AP course** (**10%**) versus **15%** in peer counties (2021).

410 graduates participated in **Career & College Promise programs** (**39%**) versus **33%** in peer counties (2021).

Students in Henderson County completed **508 Career & Technical Education concentrations** in 2021. The top three CTE concentrations completed include Human Services; Architecture and Construction; and Arts, Audio/Video Technology, & Communications.

COLLEGE & CAREER ACCESS

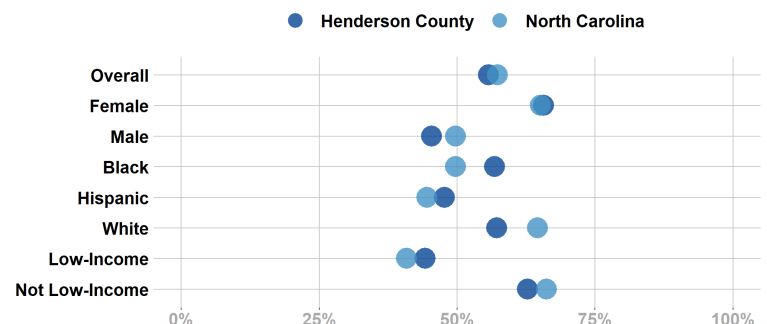
52% of seniors **completed the FAFSA** in 2022; 255 more need to complete in 2022 to meet state goal of **80%**. 2022
<https://www.myfuturenc.org/ourwork/first-in-fafsa/>

74% of graduates reported **intentions to enroll** in a postsecondary institution versus 75% in peer counties. 2021

54% of graduates **enrolled in a postsecondary institution** within 12 months versus 55% in peer counties. 2021

54% of Henderson County students have **parents with no college degree** (either 2- or 4-year) versus 49% in peer counties.

Postsecondary Enrollment Rates for Select Groups in Henderson County, 2021



Note: Outcomes for demographic groups with fewer than 10 students are not displayed.

Success of Henderson County High School Graduates

Top destinations of graduates, 2016-2020

- 40% of college-goers attended a **public 4-year college**
 - 15% of college-goers attended a **private 4-year college**
 - 44% of college-goers attended a **public 2-year college**
 - <5% of college-goers attended a **private 2-year college**
 - 87% of college-goers attended an **in-state college**
- 79% of students who enroll **persist to their second year** versus 77% in peer counties. 2021
 - 63% of students who enroll **earn a degree or credential** within 6 years versus 60% in peer counties. 2021

Adult Learners

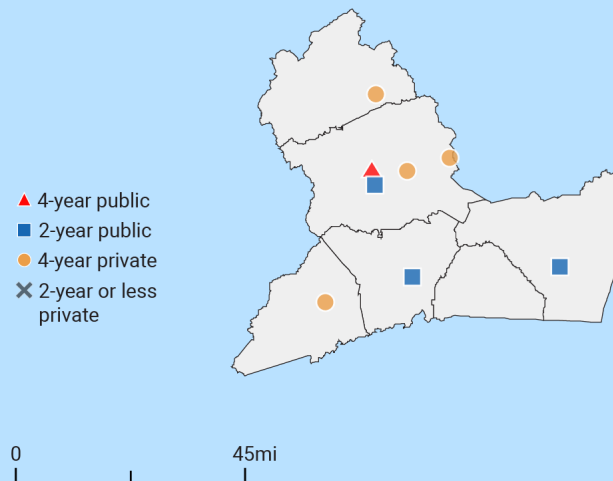
Henderson County resident enrollments in NC Community Colleges, 2021

- 213 Basic Skills
- 2,013 Continuing Education
- 2,282 Curriculum



8% of Henderson County residents have **student loan debt**; 7% of debt holders had **student loans in default**. 2020

Postsecondary assets in Asheville Prosperity Zone sub-region



Degree Credentials Awarded, 2021

1,557 certificate | 1,492 associate | 1,388 bachelor's

In your Prosperity Zone Sub-Region:

71.6%

of postsecondary degrees and credentials conferred by regional institutions are **aligned with labor market needs**.

Top areas of misalignment:

- Health Science** (all levels)
- Transportation, Distribution & Logistics** (below bachelor's)
- Finance** (bachelor's)

636 Individuals served in an ApprenticeshipNC program in 2020

UNC and NC Community College Outcomes:

- 3,023 graduates in 2020
- 69% of 2016 graduates were employed in NC in 2021
- \$35,824 annual average earnings of graduates employed in NC (includes both part-time and full-time jobs)

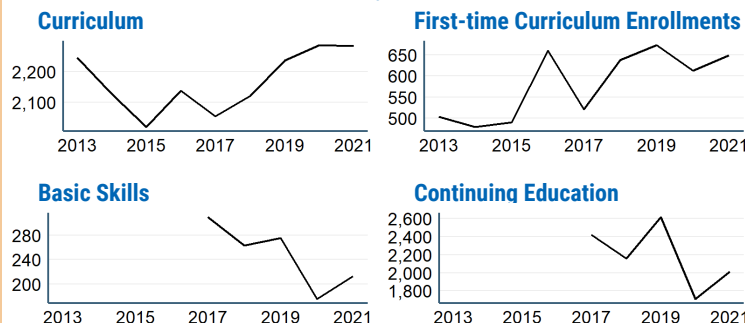
In 2021 your Workforce Development Board served:

- 7,566 in Basic Services
- 3,523 in Career Services
- 260 in Education Services

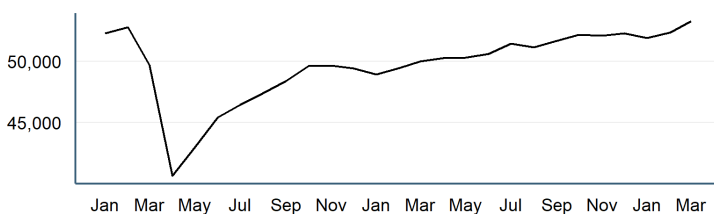


10.0% of young adults ages 16-24 in Henderson County were **not working and not in school** versus 11.2% in peer counties. 2019

Impact of Covid-19 on NC Community College Enrollment



Number of Henderson County residents employed, January 2020 to March 2022



Promising Attainment Practices

The new **Promising Attainment Practices Database** is a curated, searchable, and filterable collection of about 250 county, region, and state-level initiatives and programs that directly address various components of the state's attainment challenge. The Database allows local and regional initiative leaders and other stakeholders to identify groups across the state who are developing or operating initiatives designed to boost attainment.

Follow link to discover how Henderson County has been meeting local needs:

https://dashboard.myfuturenc.org/promising-attainment-practices/?wdt_search=Henderson

For more information about each indicator, including data sources and methodology, visit:

dashboard.myfuturenc.org/county-data-and-resources/