

Hyde County



Elizabeth City
Prosperity Zone Sub-Region
Peer County Type: Rural Non-Metro
Local Education Agencies: 1
Charter Schools: 0

2030 NC Degree Attainment Goal: 2 million (67%)
2030 Proposed Hyde County Attainment Goal: 354 (32%)

Population Spotlight

2010 Census: 5,810
2020 Census: 4,589
Change: -1,221

Growth Rate

-21.0% vs. **9.5%**
County State

\$45,548
Median Household Income (2020)

41.1%
Child Poverty Rate (2020)

77%
Households with Broadband (2020)

71%
Home Owners (2020)

68%
Voter Registration Rate (2021)

6.5%
Unemployment Rate (2021)

Educational Attainment

Hyde County residents ages 25-44, 2021

No Degree
74.1%
888

Have Degree or Credential
25.9%
310

Legend: Less than high school, High school graduate (including GED), Some college, no credential, Short-term credential, Associate degree, Bachelor's degree, Graduate or professional degree



Note: Numbers may add to more than 100% due to rounding

Top Opportunities for Growth

These three areas represent the biggest opportunities for Hyde County to improve future attainment outcomes.



Adult Learners

22% of Hyde County adults 25-44 have some college, no degree, above the rural non-metro county average of 17%.



Math Performance

23% of Hyde County 3-8 graders earn college-and-career-ready scores in Math, below the rural non-metro county average of 26%.

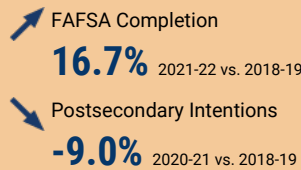
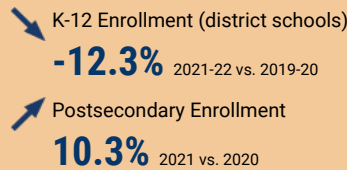


Transition to Postsecondary

48% of Hyde County seniors enroll in postsecondary within 12 months of graduation, below the rural non-metro county average of 50%.

Impact of Covid-19 on Education Pipeline

Covid-19 has affected critical transition points along the education continuum.



Data Disruptions

- College-and-Career-Ready in Reading
- College-and-Career-Ready in Math
- Chronic Absenteeism



ncdemography.org

ACADEMIC READINESS

How students in Hyde County traditional schools are currently doing:

To meet state goals, each year Hyde County needs:

- Hyde County has met the goal for **Pre-K enrollment**. (Goal: **75%**). 2022
- 26%** of 3-8 graders are earning college-and-career-ready scores (level 4 or 5) in **reading**; 99 more needed to meet state goal of **73%**. 2022
- 23%** of 3-8 graders are earning college-and-career-ready scores (level 4 or 5) in **math**; 132 more needed to meet state goal of **86%**. 2022

NA

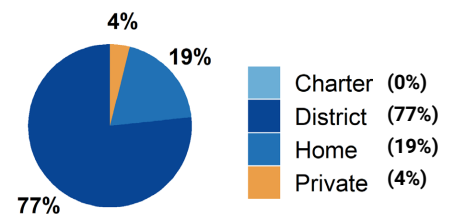
- 20%** of students are **chronically absent from school**; 46 less needed to meet state goal of **11%**. 2021

Hyde County has a **student-to-school counselor ratio** of 166:1 versus 318:1 in peer counties. 2021

School Choice

614 total students were enrolled in K-12 in Hyde County in the 2021-22 school year.

Note: This profile focuses on outcomes of students enrolled in district schools.



Career and College Preparation

Fewer than 10 high school students took at least one **AP course (<5%)** versus **7%** in peer counties (2021).



25 graduates participated in **Career & College Promise programs (68%)** versus **49%** in peer counties (2021).

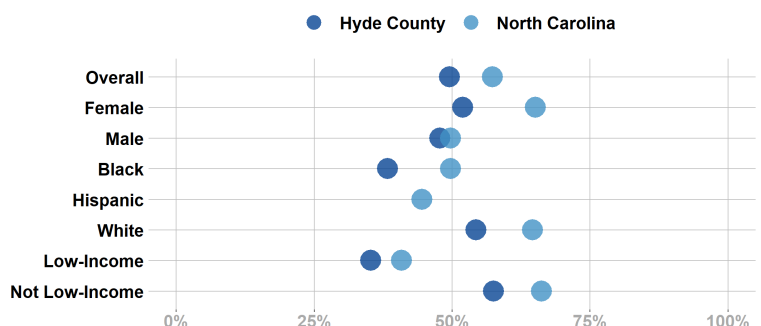
Students in Hyde County completed **30 Career & Technical Education concentrations** in 2021. The top three CTE concentrations completed include Health Science; Business Management & Administration; and Information Technology.

COLLEGE & CAREER ACCESS

- 64%** of seniors **completed the FAFSA** in 2022; 4 more need to complete in 2022 to meet state goal of **80%**. 2022
<https://www.myfuturenc.org/ourwork/first-in-fafsa/>
- 60%** of graduates reported **intentions to enroll** in a postsecondary institution versus 69% in peer counties. 2021
- 48%** of graduates **enrolled in a postsecondary institution** within 12 months versus 50% in peer counties. 2021

53% of Hyde County students have **parents with no college degree** (either 2- or 4-year) versus 59% in peer counties.

Postsecondary Enrollment Rates for Select Groups in Hyde County, 2021



Note: Outcomes for demographic groups with fewer than 10 students are not displayed.

Success of Hyde County High School Graduates

Top destinations of graduates, 2016-2020

- 45% of college-goers attended a **public 4-year college**
 - 16% of college-goers attended a **private 4-year college**
 - 38% of college-goers attended a **public 2-year college**
 - <5% of college-goers attended a **private 2-year college**
 - 88% of college-goers attended an **in-state college**
- 84% of students who enroll **persist to their second year** versus 73% in peer counties. 2021
 - 56% of students who enroll **earn a degree or credential** within 6 years versus 55% in peer counties. 2021

Adult Learners

Hyde County resident enrollments in NC Community Colleges, 2021

- 39 Basic Skills
- 89 Continuing Education
- 123 Curriculum



7% of Hyde County residents have **student loan debt**; 50% of debt holders had **student loans in default**. 2020

In your Prosperity Zone Sub-Region:

70.0%

of postsecondary degrees and credentials conferred by regional institutions are **aligned with labor market needs**.

Top areas of misalignment:

- Transportation, Distribution & Logistics** (below bachelor's)
- Health Science** (bachelor's)
- Business Management & Administration** (bachelor's)

- 13 Individuals served in an ApprenticeshipNC program in 2020

UNC and NC Community College Outcomes:

- 632 graduates in 2020
- 62% of 2016 graduates were employed in NC in 2021
- \$33,554 annual average earnings of graduates employed in NC (includes both part-time and full-time jobs)

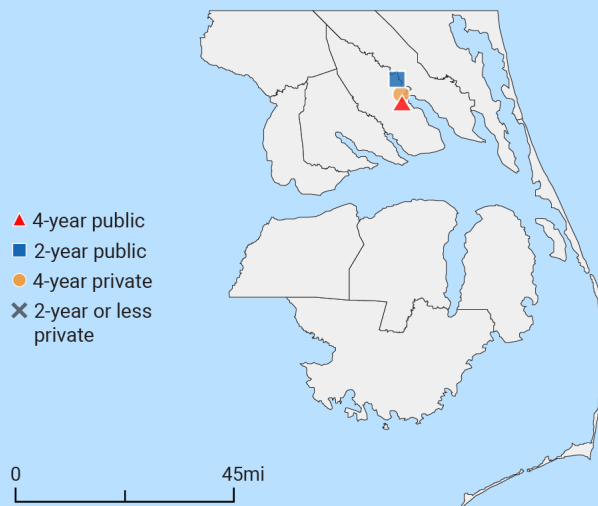
In 2021 your Workforce Development Board served:

- 3,785 in Basic Services
- 2,643 in Career Services
- 293 in Education Services



14.7% of young adults ages 16-24 in Hyde County were **not working and not in school** versus 15.2% in peer counties. 2019

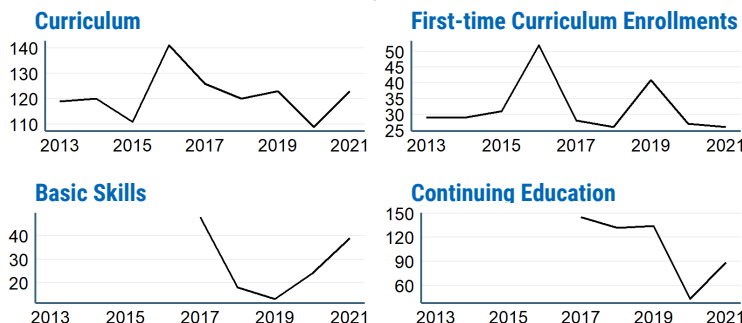
Postsecondary assets in Elizabeth City Prosperity Zone sub-region



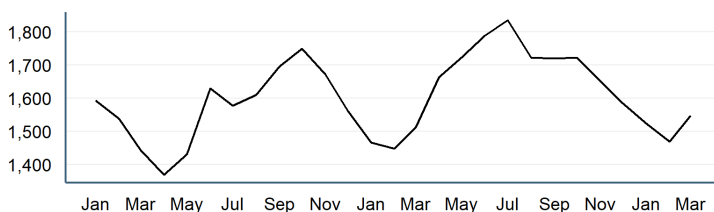
Degree Credentials Awarded, 2021

238 certificate | 386 associate | 345 bachelor's

Impact of Covid-19 on NC Community College Enrollment



Number of Hyde County residents employed, January 2020 to March 2022



Promising Attainment Practices

The new **Promising Attainment Practices Database** is a curated, searchable, and filterable collection of about 250 county, region, and state-level initiatives and programs that directly address various components of the state's attainment challenge. The Database allows local and regional initiative leaders and other stakeholders to identify groups across the state who are developing or operating initiatives designed to boost attainment.

Follow link to discover how Hyde County has been meeting local needs:

https://dashboard.myfuturenc.org/promising-attainment-practices/?wdt_search=Hyde

For more information about each indicator, including data sources and methodology, visit:

dashboard.myfuturenc.org/county-data-and-resources/