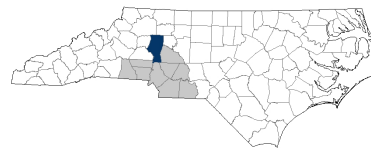


# Iredell County



Charlotte  
Prosperity Zone Sub-Region  
Peer County Type: Suburban  
Local Education Agencies: 2  
Charter Schools: 5

**2030 NC Degree Attainment Goal: 2 million (67%)**  
**2030 Proposed Iredell County Attainment Goal: 36,127 (67%)**

## Population Spotlight

2010 Census: 159,437  
2020 Census: 186,693  
Change: 27,256

## Growth Rate

**17.1%** vs. **9.5%**  
County State

**\$61,892**  
Median Household Income (2020)

**14.1%**  
Child Poverty Rate (2020)

**92%**  
Households with Broadband (2020)

**72%**  
Home Owners (2020)

**83%**  
Voter Registration Rate (2021)

**4.6%**  
Unemployment Rate (2021)

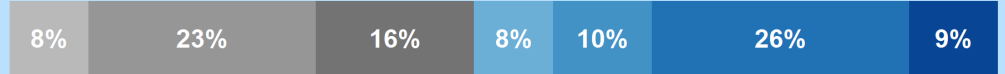
## Educational Attainment

Iredell County residents ages 25-44, 2021

**No Degree**  
**47.1%**  
21,336

**Have Degree or Credential**  
**52.9%**  
23,977

Less than high school | High school graduate (including GED) | Some college, no credential | Short-term credential | Associate degree | Bachelor's degree | Graduate or professional degree



Note: Numbers may add to more than 100% due to rounding

## Top Opportunities for Growth

These three areas represent the biggest opportunities for Iredell County to improve future attainment outcomes.



### NC Pre-K Enrollment

38% of Iredell County eligible 4-year-olds are enrolled in NC Pre-K, below the suburban county average of 45%.



### School Counselors

Iredell County has a student-to-school counselor ratio of 398:1, above the suburban county average of 336:1.

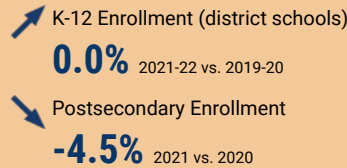


### Earning College Credit in High School

31% of Iredell County graduates participated in the Career & College Promise programs, below the suburban county average of 33%. Also, 14% of high school students took at least one AP exam, below the peer county average of 15%.

## Impact of Covid-19 on Education Pipeline

Covid-19 has affected critical transition points along the education continuum.



## Data Disruptions

- College-and-Career-Ready in Reading
- College-and-Career-Ready in Math
- Chronic Absenteeism



[ncdemography.org](http://ncdemography.org)

## ACADEMIC READINESS

### How students in Iredell County traditional schools are currently doing:

To meet state goals, each year Iredell County needs:

- 38% of eligible 4-year-olds enrolled in NC Pre-K program; 314 more needed to meet state goal of 75%. 2022
- 32% of 3-8 graders are earning college-and-career-ready scores (level 4 or 5) in reading; 4,749 more needed to meet state goal of 73%. 2022
- 39% of 3-8 graders are earning college-and-career-ready scores (level 4 or 5) in math; 5,442 more needed to meet state goal of 86%. 2022
- 89% of 9th graders graduate within four years; 146 more needed to meet state goal of 95%. 2021
- 20% of students are chronically absent from school; 2,444 less needed to meet state goal of 11%. 2021

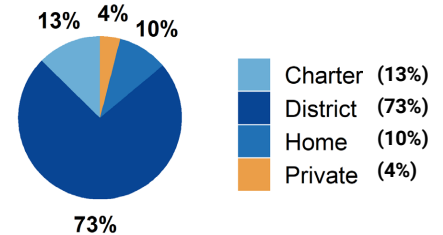


Iredell County has a student-to-school counselor ratio of 398:1 versus 336:1 in peer counties. 2021

### School Choice

35,922 total students were enrolled in K-12 in Iredell County in the 2021-22 school year.

Note: This profile focuses on outcomes of students enrolled in district schools.



### Career and College Preparation

**1,202 high school students** took at least one AP course (14%) versus 15% in peer counties (2021).

**673 graduates** participated in Career & College Promise programs (31%) versus 33% in peer counties (2021).

Students in Iredell County completed 1,201 Career & Technical Education concentrations in 2021. The top three CTE concentrations completed include Human Services; Agricultural, Food, & Natural Resources; and Health Science.

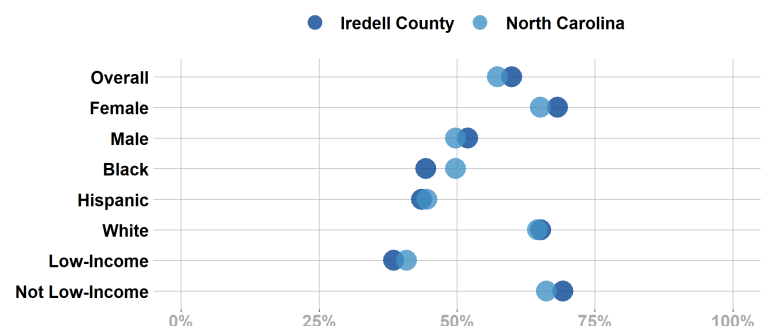
## COLLEGE & CAREER ACCESS

- 57% of seniors completed the FAFSA in 2022; 441 more need to complete in 2022 to meet state goal of 80%. 2022 <https://www.myfuturenc.org/ourwork/first-in-fafsa/>
- 74% of graduates reported intentions to enroll in a postsecondary institution versus 75% in peer counties. 2021
- 58% of graduates enrolled in a postsecondary institution within 12 months versus 55% in peer counties. 2021



45% of Iredell County students have parents with no college degree (either 2- or 4-year) versus 49% in peer counties.

### Postsecondary Enrollment Rates for Select Groups in Iredell County, 2021



Note: Outcomes for demographic groups with fewer than 10 students are not displayed.

POSTSECONDARY COMPLETION

## Success of Iredell County High School Graduates

### Top destinations of graduates, 2016-2020

- **49%** of college-goers attended a **public 4-year college**
  - **14%** of college-goers attended a **private 4-year college**
  - **36%** of college-goers attended a **public 2-year college**
  - **<5%** of college-goers attended a **private 2-year college**
  - **86%** of college-goers attended an **in-state college**
- **78%** of students who enroll **persist to their second year** versus 77% in peer counties. 2021
  - **67%** of students who enroll **earn a degree or credential** within 6 years versus 60% in peer counties. 2021

## Adult Learners

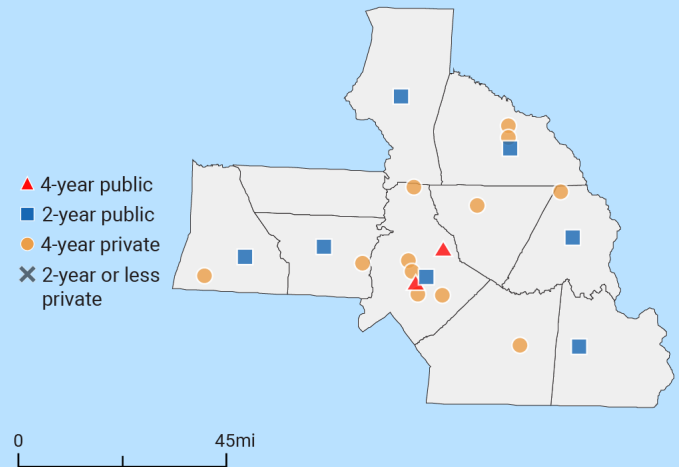
### Iredell County resident enrollments in NC Community Colleges, 2021

- 327** Basic Skills
- 1,724** Continuing Education
- 3,782** Curriculum



15% of Iredell County residents have **student loan debt**; 9% of debt holders had **student loans in default**. 2020

## Postsecondary assets in Charlotte Prosperity Zone sub-region



### Degree Credentials Awarded, 2021

**6,673** certificate | **6,036** associate | **9,688** bachelor's

LABOR MARKET ALIGNMENT

## In your Prosperity Zone Sub-Region:

**82.2%**

of postsecondary degrees and credentials conferred by regional institutions are **aligned with labor market needs**.

### Top areas of misalignment:

- Business Management & Administration** (bachelor's)
- Information Technology** (bachelor's)
- Finance** (bachelor's)

**4,230** Individuals served in an ApprenticeshipNC program in 2020

### UNC and NC Community College Outcomes:

- 12,495** graduates in 2020
- 74%** of 2016 graduates were employed in NC in 2021
- \$45,387** annual average earnings of graduates employed in NC (includes both part-time and full-time jobs)

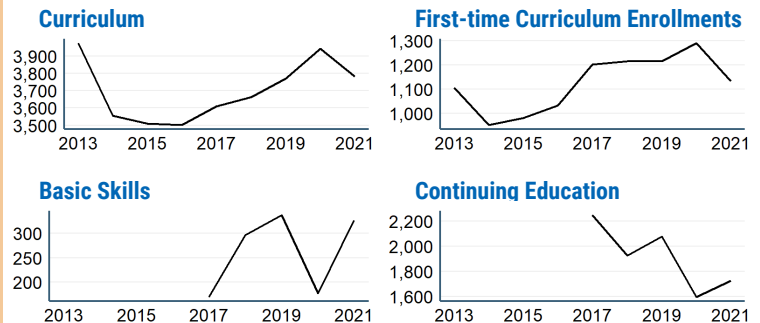
### In 2021 your Workforce Development Board served:

- 16,131** in Basic Services
- 7,386** in Career Services
- 506** in Education Services

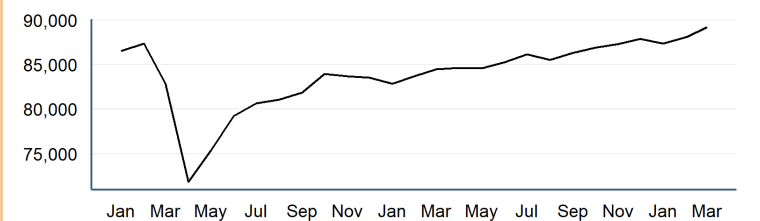


12.6% of young adults ages 16-24 in Iredell County were **not working and not in school** versus 11.2% in peer counties. 2019

## Impact of Covid-19 on NC Community College Enrollment



## Number of Iredell County residents employed, January 2020 to March 2022



## Promising Attainment Practices

The new **Promising Attainment Practices Database** is a curated, searchable, and filterable collection of about 250 county, region, and state-level initiatives and programs that directly address various components of the state's attainment challenge. The Database allows local and regional initiative leaders and other stakeholders to identify groups across the state who are developing or operating initiatives designed to boost attainment.

Follow link to discover how Iredell County has been meeting local needs:

[https://dashboard.myfuturenc.org/promising-attainment-practices/?wdt\\_search=iredell](https://dashboard.myfuturenc.org/promising-attainment-practices/?wdt_search=iredell)

For more information about each indicator, including data sources and methodology, visit:

[dashboard.myfuturenc.org/county-data-and-resources/](https://dashboard.myfuturenc.org/county-data-and-resources/)