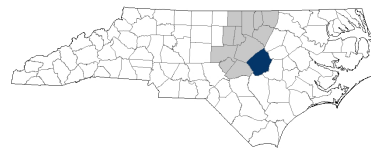


Johnston County

2030 NC Degree Attainment Goal: 2 million (67%)
2030 Proposed Johnston County Attainment Goal: 40,244 (56%)



Raleigh-Durham
 Prosperity Zone Sub-Region
Peer County Type: Suburban
Local Education Agencies: 1
Charter Schools: 2

Population Spotlight

2010 Census: 168,878
 2020 Census: 215,999
 Change: 47,121

Growth Rate

27.9% vs. **9.5%**
 County State

\$63,882
 Median Household Income (2020)

18.4%
 Child Poverty Rate (2020)

85%
 Households with Broadband (2020)

75%
 Home Owners (2020)

82%
 Voter Registration Rate (2021)

4.2%
 Unemployment Rate (2021)

Educational Attainment

Johnston County residents ages 25-44, 2021

No Degree
49.6%
 27,384

Have Degree or Credential
50.4%
 27,779

Less than high school 10% High school graduate (including GED) 24% Some college, no credential 16% Short-term credential 8% Associate degree 14% Bachelor's degree 21% Graduate or professional degree 7%

Note: Numbers may add to more than 100% due to rounding

Top Opportunities for Growth

These three areas represent the biggest opportunities for Johnston County to improve future attainment outcomes.



NC Pre-K Enrollment

30% of Johnston County eligible 4-year-olds are enrolled in NC Pre-K, below the suburban county average of 45%.



Earning College Credit in High School

8% of Johnston County high school students took at least one AP exam, below the suburban county average of 15%. Also, 29% of graduates participated in the Career & College Promise programs, below the peer county average of 33%.

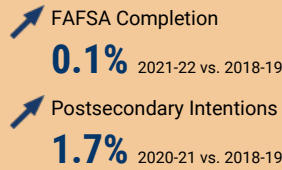
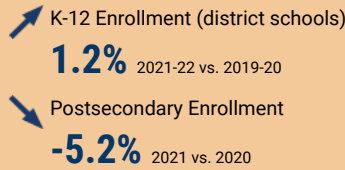


School Counselors

Johnston County has a student-to-school counselor ratio of 420:1, above the suburban county average of 336:1.

Impact of Covid-19 on Education Pipeline

Covid-19 has affected critical transition points along the education continuum.



Data Disruptions

- College-and-Career-Ready in Reading
- College-and-Career-Ready in Math
- Chronic Absenteeism



ncdemography.org

ACADEMIC READINESS

How students in Johnston County traditional schools are currently doing:

To meet state goals, each year Johnston County needs:

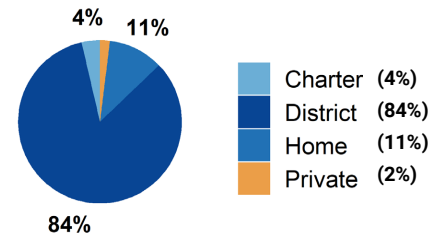
- 30% of eligible 4-year-olds **enrolled in NC Pre-K program**; 554 more needed to meet state goal of 75%. 2022
- 29% of 3-8 graders are earning college-and-career-ready scores (level 4 or 5) in **reading**; 7,614 more needed to meet state goal of 73%. 2022
- 30% of 3-8 graders are earning college-and-career-ready scores (level 4 or 5) in **math**; 9,607 more needed to meet state goal of 86%. 2022
- 91% of 9th graders **graduate within four years**; 118 more needed to meet state goal of 95%. 2021
- 29% of students are **chronically absent from school**; 6,551 less needed to meet state goal of 11%. 2021

Johnston County has a **student-to-school counselor ratio** of 420:1 versus 336:1 in peer counties. 2021

School Choice

44,681 total students were enrolled in K-12 in Johnston County in the 2021-22 school year.

Note: This profile focuses on outcomes of students enrolled in district schools.



Career and College Preparation

889 high school students took at least one **AP course** (8%) versus 15% in peer counties (2021).

785 graduates participated in **Career & College Promise programs** (29%) versus 33% in peer counties (2021).

Students in Johnston County completed **1,712 Career & Technical Education concentrations** in 2021. The top three CTE concentrations completed include Agricultural, Food, & Natural Resources; Health Science; and Human Services.

COLLEGE & CAREER ACCESS

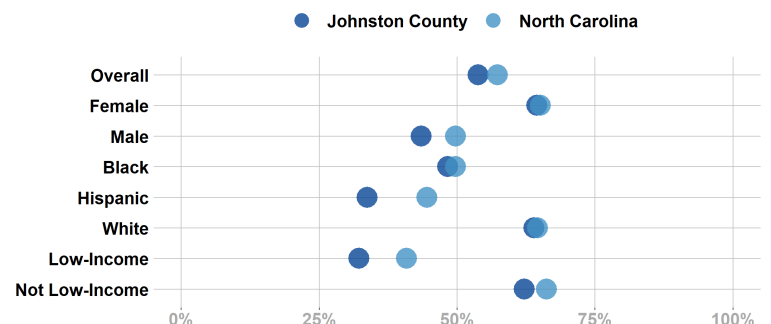
55% of seniors **completed the FAFSA** in 2022; 641 more need to complete in 2022 to meet state goal of 80%. 2022
<https://www.myfuturenc.org/ourwork/first-in-fafsa/>

77% of graduates reported **intentions to enroll** in a postsecondary institution versus 75% in peer counties. 2021

52% of graduates **enrolled in a postsecondary institution** within 12 months versus 55% in peer counties. 2021

50% of Johnston County students have **parents with no college degree** (either 2- or 4-year) versus 49% in peer counties.

Postsecondary Enrollment Rates for Select Groups in Johnston County, 2021



Note: Outcomes for demographic groups with fewer than 10 students are not displayed.

Success of Johnston County High School Graduates

Top destinations of graduates, 2016-2020

- **38%** of college-goers attended a **public 4-year college**
 - **14%** of college-goers attended a **private 4-year college**
 - **48%** of college-goers attended a **public 2-year college**
 - **<5%** of college-goers attended a **private 2-year college**
 - **94%** of college-goers attended an **in-state college**
- **77%** of students who enroll **persist to their second year** versus 77% in peer counties. 2021
 - **60%** of students who enroll **earn a degree or credential** within 6 years versus 60% in peer counties. 2021

Adult Learners

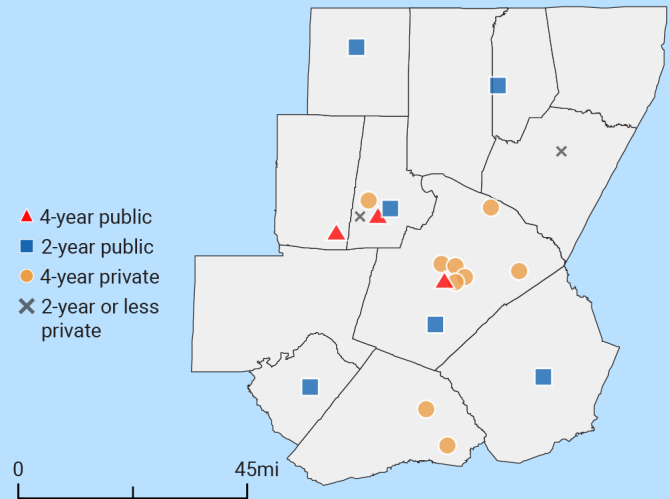
Johnston County resident enrollments in NC Community Colleges, 2021

- 394** Basic Skills
- 1,953** Continuing Education
- 4,959** Curriculum



16% of Johnston County residents have **student loan debt**; 9% of debt holders had **student loans in default**. 2020

Postsecondary assets in Raleigh-Durham Prosperity Zone sub-region



Degree Credentials Awarded, 2021

8,066 certificate | **5,938** associate | **16,203** bachelor's

In your Prosperity Zone Sub-Region:

78.8%

of postsecondary degrees and credentials conferred by regional institutions are **aligned with labor market needs**.

Top areas of misalignment:

- Health Science** (below bachelor's)
- Business Management & Administration** (bachelor's)
- Information Technology** (bachelor's)

5,347 Individuals served in an ApprenticeshipNC program in 2020

UNC and NC Community College Outcomes:

- 19,047** graduates in 2020
- 65%** of 2016 graduates were employed in NC in 2021
- \$50,028** annual average earnings of graduates employed in NC (includes both part-time and full-time jobs)

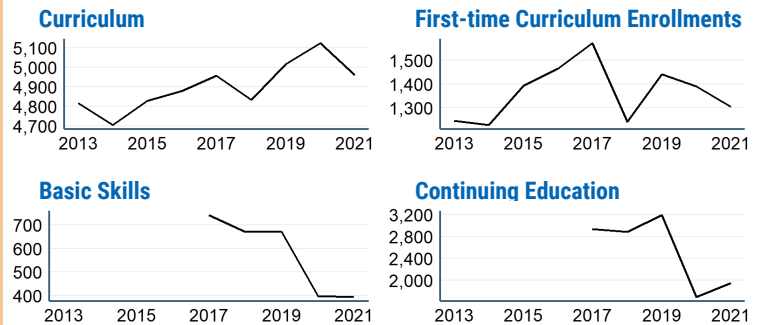
In 2021 your Workforce Development Board served:

- 20,813** in Basic Services
- 10,595** in Career Services
- 857** in Education Services

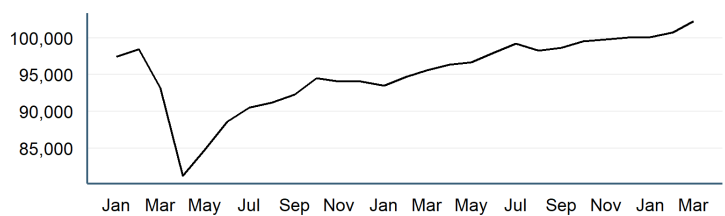


12.9% of young adults ages 16-24 in Johnston County were **not working and not in school** versus 11.2% in peer counties. 2019

Impact of Covid-19 on NC Community College Enrollment



Number of Johnston County residents employed, January 2020 to March 2022



Promising Attainment Practices

The new **Promising Attainment Practices Database** is a curated, searchable, and filterable collection of about 250 county, region, and state-level initiatives and programs that directly address various components of the state's attainment challenge. The Database allows local and regional initiative leaders and other stakeholders to identify groups across the state who are developing or operating initiatives designed to boost attainment.

Follow link to discover how Johnston County has been meeting local needs:

https://dashboard.myfuturenc.org/promising-attainment-practices/?wdt_search=Johnston

For more information about each indicator, including data sources and methodology, visit:

dashboard.myfuturenc.org/county-data-and-resources/