

Jones County



Jacksonville-New Bern
Prosperity Zone Sub-Region
Peer County Type: Rural Metro
Local Education Agencies: 1
Charter Schools: 0

2030 NC Degree Attainment Goal: 2 million (67%)
2030 Proposed Jones County Attainment Goal: 1,051 (38%)

Population Spotlight

2010 Census: 10,153
2020 Census: 9,172
Change: -981

Growth Rate

-9.7% vs. **9.5%**
County State

\$44,972
Median Household Income (2020)

23.6%
Child Poverty Rate (2020)

78%
Households with Broadband (2020)

74%
Home Owners (2020)

76%
Voter Registration Rate (2021)

4.2%
Unemployment Rate (2021)

Educational Attainment

Jones County residents ages 25-44, 2021

No Degree
69.0%
1,274

Have Degree or Credential
31.0%
574

Less than high school High school graduate (including GED) Some college, no credential Short-term credential Associate degree Bachelor's degree Graduate or professional degree



Note: Numbers may add to more than 100% due to rounding

Top Opportunities for Growth

These three areas represent the biggest opportunities for Jones County to improve future attainment outcomes.



Chronic Absenteeism

46% of Jones County students are chronically absent from school, above the rural metro county average of 29%.



First-Year Persistence

62% of Jones County high school graduates who enroll in postsecondary persist to their second year, below the rural metro county average of 73%.

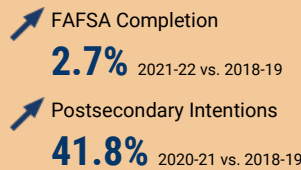
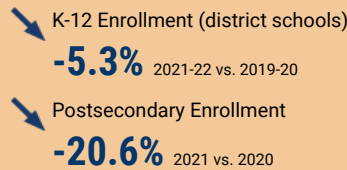


Transition to Postsecondary

38% of Jones County seniors enroll in postsecondary within 12 months of graduation, below the rural metro county average of 49%.

Impact of Covid-19 on Education Pipeline

Covid-19 has affected critical transition points along the education continuum.



Data Disruptions

- College-and-Career-Ready in Reading
- College-and-Career-Ready in Math
- Chronic Absenteeism



ncdemography.org

ACADEMIC READINESS

How students in Jones County traditional schools are currently doing:

To meet state goals, each year Jones County needs:

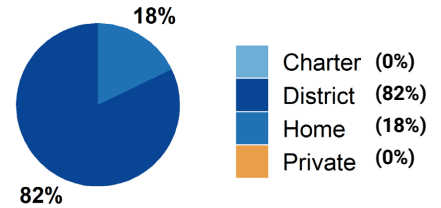
- Jones County has met the goal for **Pre-K enrollment**. (Goal: **75%**). 2022
- 23%** of 3-8 graders are earning college-and-career-ready scores (level 4 or 5) in **reading**; 221 more needed to meet state goal of **73%**. 2022
- 23%** of 3-8 graders are earning college-and-career-ready scores (level 4 or 5) in **math**; 278 more needed to meet state goal of **86%**. 2022
- 89%** of 9th graders **graduate within four years**; 4 more needed to meet state goal of **95%**. 2021
- 46%** of students are **chronically absent from school**; 331 less needed to meet state goal of **11%**. 2021

Jones County has a **student-to-school counselor ratio** of 159:1 versus 362:1 in peer counties. 2021

School Choice

1,188 total students were enrolled in K-12 in Jones County in the 2021-22 school year.

Note: This profile focuses on outcomes of students enrolled in district schools.



Career and College Preparation

Fewer than 10 high school students took at least one **AP course (<5%)** versus 9% in peer counties (2021).

31 graduates participated in **Career & College Promise programs (46%)** versus 43% in peer counties (2021).

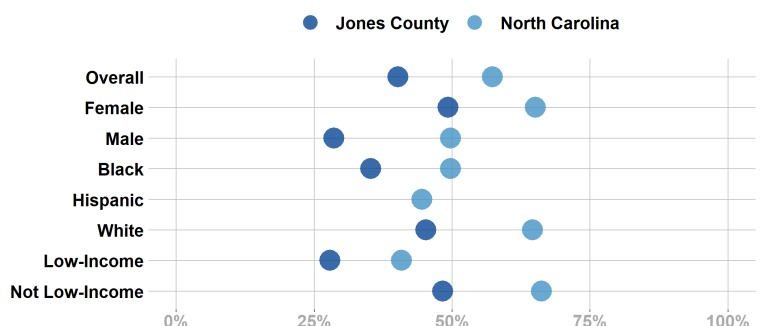
Students in Jones County completed **74 Career & Technical Education concentrations** in 2021. The top three CTE concentrations completed include Health Science; Agricultural, Food, & Natural Resources; and Architecture and Construction.

COLLEGE & CAREER ACCESS

- 57%** of seniors **completed the FAFSA** in 2022; 13 more need to complete in 2022 to meet state goal of **80%**. 2022
<https://www.myfuturenc.org/ourwork/first-in-fafsa/>
- 57%** of graduates reported **intentions to enroll** in a postsecondary institution versus 69% in peer counties. 2021
- 38%** of graduates **enrolled in a postsecondary institution** within 12 months versus 49% in peer counties. 2021

59% of Jones County students have **parents with no college degree** (either 2- or 4-year) versus 58% in peer counties.

Postsecondary Enrollment Rates for Select Groups in Jones County, 2021



Note: Outcomes for demographic groups with fewer than 10 students are not displayed.

POSTSECONDARY COMPLETION

Success of Jones County High School Graduates

Top destinations of graduates, 2016-2020

- **42%** of college-goers attended a **public 4-year college**
 - **10%** of college-goers attended a **private 4-year college**
 - **47%** of college-goers attended a **public 2-year college**
 - **<5%** of college-goers attended a **private 2-year college**
 - **93%** of college-goers attended an **in-state college**
- **62%** of students who enroll **persist to their second year** versus 73% in peer counties. 2021
 - **48%** of students who enroll **earn a degree or credential** within 6 years versus 57% in peer counties. 2021

Adult Learners

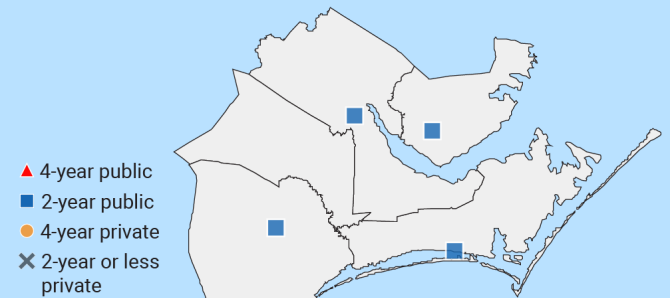
Jones County resident enrollments in NC Community Colleges, 2021

- 17** Basic Skills
- 248** Continuing Education
- 211** Curriculum



17% of Jones County residents have **student loan debt**; **11%** of debt holders had **student loans in default**. 2020

Postsecondary assets in Jacksonville-New Bern Prosperity Zone sub-region



0 45mi

Degree Credentials Awarded, 2021

1,631 certificate | **1,408** associate | **29** bachelor's

LABOR MARKET ALIGNMENT

In your Prosperity Zone Sub-Region:

54.7%

of postsecondary degrees and credentials conferred by regional institutions are **aligned with labor market needs**.

Top areas of misalignment:

- Health Science** (all levels)
- Business Management & Administration** (bachelor's)
- Education & Training** (bachelor's)

201 Individuals served in an ApprenticeshipNC program in 2020

UNC and NC Community College Outcomes:

- 1,967** graduates in 2020
- 56%** of 2016 graduates were employed in NC in 2021
- \$36,955** annual average earnings of graduates employed in NC (includes both part-time and full-time jobs)

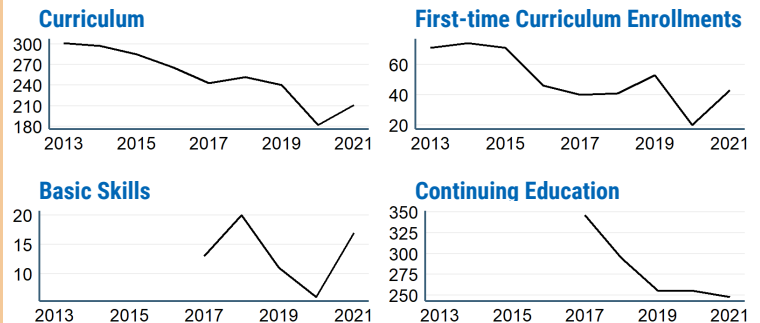
In 2021 your Workforce Development Board served:

- 11,622** in Basic Services
- 5,489** in Career Services
- 674** in Education Services

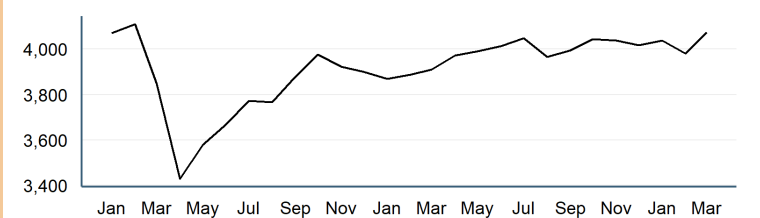


16.7% of young adults ages 16-24 in Jones County were **not working and not in school** versus **15.2%** in peer counties. 2019

Impact of Covid-19 on NC Community College Enrollment



Number of Jones County residents employed, January 2020 to March 2022



Promising Attainment Practices

The new **Promising Attainment Practices Database** is a curated, searchable, and filterable collection of about 250 county, region, and state-level initiatives and programs that directly address various components of the state's attainment challenge. The Database allows local and regional initiative leaders and other stakeholders to identify groups across the state who are developing or operating initiatives designed to boost attainment.

Follow link to discover how Jones County has been meeting local needs:

https://dashboard.myfuturenc.org/promising-attainment-practices/?wdt_search=Jones

For more information about each indicator, including data sources and methodology, visit:

dashboard.myfuturenc.org/county-data-and-resources/